



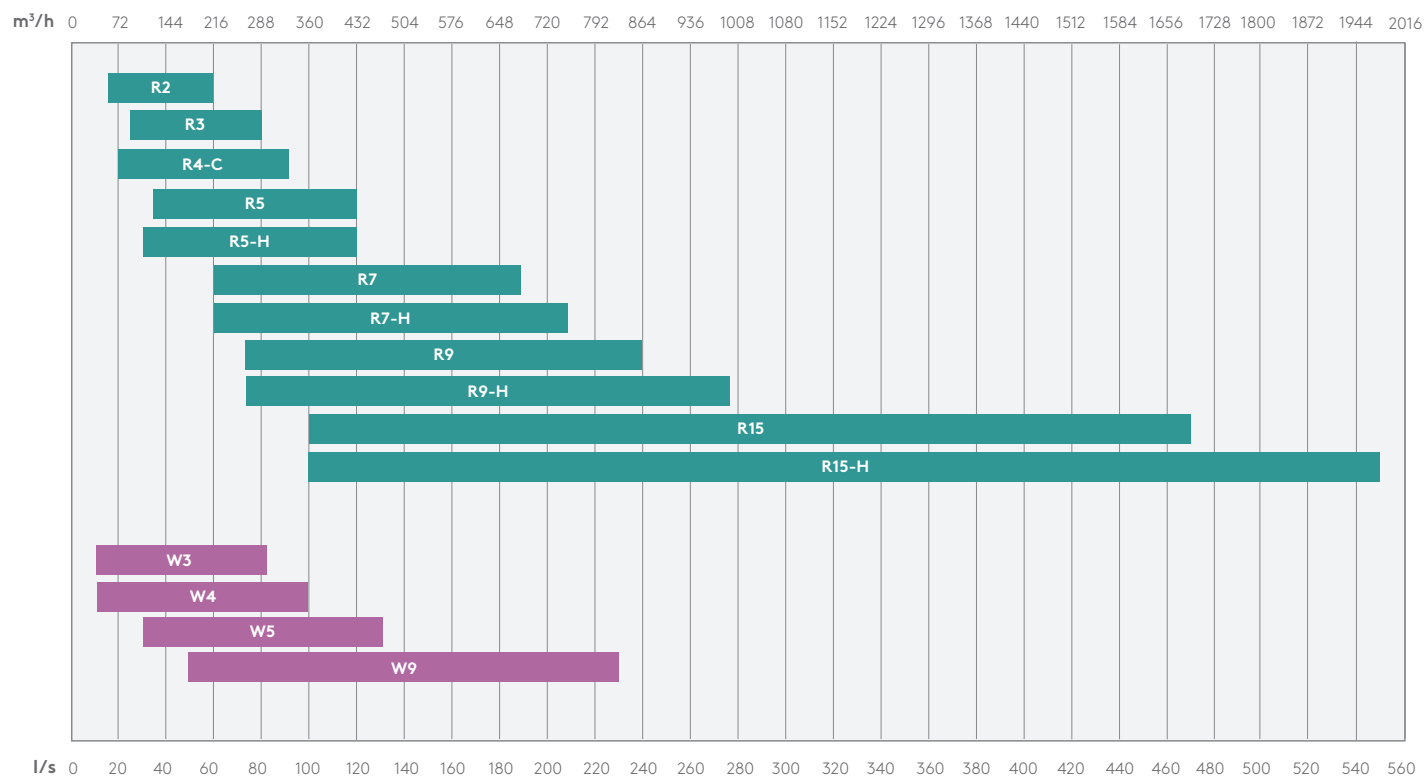
# Swegon CASA

Ventilation Units 2025

# Content

- RVU airflow range ..... 3**
- Overview CASA ventilation units ..... 4**
- CASA control technology.....6**
- Demand controlled ventilation.....8**
- Ventilation units - CASA W-series .....10**
  - CASA W3 xs ventilation unit .....10
  - CASA W4 xs ventilation unit .....11
  - CASA W5 ventilation unit .....12
  - CASA W9 ventilation unit .....13
- Ventilation units - CASA R-series .....14**
  - CASA R2 ventilation unit .....14
  - CASA R3 ventilation unit .....15
  - CASA R4-C ventilation unit .....17
  - CASA R5 ventilation unit .....18
  - CASA R5-H ventilation unit .....19
  - CASA R7 ventilation unit .....20
  - CASA R7-H ventilation unit .....21
  - CASA R9 ventilation unit .....22
  - CASA R9-H ventilation unit .....23
  - CASA R15 ventilation unit .....24
  - CASA R15-H ventilation unit .....25
- CASA - air heater/cooler .....26**
- CASA SDD - Damper, springreturn .....28**
- Other accessories.....29**
- Swegon air diffusers and system products.....30**
- CASA WG12/WG16 outdoor air terminals .....33**
- Contact information.....34**
- Orders and Technical support.....35**

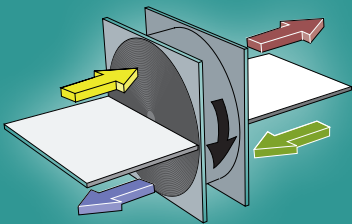
# Residential ventilation units airflow range



R15/R15-H not Eurovent certified \*NRVU

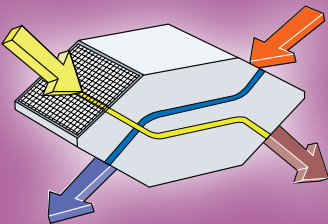


CASA R5, R7 and R9 air handling units are Passive House certified.



### Rotary heat exchanger

The rotary heat exchanger consists of a rotating wheel with a multitude of small air ducts made of aluminium. The warmer extract air heats the ducts and the heat is transferred to the colder supply air. Temperature efficiency is as high as 86 %. A certain amount of moisture, removed with the extract air, is recovered to the supply air. This can be beneficial in the winter when the outdoor air is usually dry and results in problems for people and interior fittings. If the home has a high moisture load, the extract airflow must be sufficient to remove the moisture.



### Counterflow heat exchanger

Counterflow plate heat exchangers consist of thin aluminium plates that form parallel air ducts arranged at opposite angles to one another. The warmer extract air heats the plates and transfers heat to the colder supply air. The contact surfaces are large because the air streams flow in parallel and in opposite directions. Temperature efficiency is as high as 84 %. The supply air and extract air have completely separate air passages therefore any possible odours in the extract air cannot be transferred to the supply air. The heat exchanger does not recover moisture to supply air, which is good in apartments with high humidity levels (sauna).

# Swegon CASA

## Air handling unit overview

### Technical data

Brochures and technical documents  
Swegon.com/casa



### ProCASA

Energy calculation and  
procasa.swegon.com

- Standard equipment
- Available
- Not available




Automatic-  
functions

	W3xs	W4xs	W5	W9	R2   <b>Handle</b>	R3	R4-C
Airflow range	36-288 m³/h	36-349 m³/h	108-468 m³/h	180-846 m³/h	65-216 m³/h	90-295 m³/h	72-331 m³/h
Apartment size	< 150 m²	< 200 m²	< 250 m²	< 450 m²	< 140 m²	< 150 m²	< 170 m²
Heat exchanger	Counterflow	Counterflow	Counterflow	Counterflow	Rotary	Rotary	Rotary
Cooling recovery	●	●	●	●	●	●	●
Filter class	ISO ePM1 50% (F7) and ISO coarse (G3)	ISO ePM1 50% (F7) and ISO coarse (G3)	ISO ePM1 50% (F7) and ISO coarse (G3) + metal filter	ISO ePM1 50% (F7) and ISO coarse (G3)	ISO ePM1 55% (F7) 2 st.	ISO ePM1 55% (F7) 2 st.	ISO ePM1 50% (F7) 2 st.
Control system	Genius	Genius	Genius	Smart	Genius	Genius	Genius
Humidity function (RH)	●	●	●	●	●	●	●
Auto home / away / boost (CO <sub>2</sub> )	○	○	○	○	○	○	○
Air quality function (VOC)	○	○	○	○	○	○	○
Compensation functions	●	●	●	●	●	●	●
Control panel	○	○	○	○	○	○	○
Remote control system	Configurable I/O or Modbus	Configurable I/O or Modbus	Configurable I/O or Modbus	Configurable I/O or Modbus	Configurable I/O or Modbus	Configurable I/O or Modbus	Configurable I/O or Modbus
Fans	220 W	220 W	230 W	1020 W	240 W	220 W	170 W
Connection power	1240 W	1240 W	2250 W	1780/2680 W	640 W   <b>940 W</b>	240 W / 740 W (264/764 W with Jazz cooker hood)	690 W
Power connection	230 V, 50 Hz, 10 A	230 V, 50 Hz, 10 A	230 V, 50 Hz, 10 A	230 V, 50 Hz, 16 A	230V, 50 Hz, 10 A	230 V, 50 Hz, 10 A	230 V, 50 Hz, 10 A
Internal Electric preheater	● 1000 W	● 1000 W	● 1500 W	● 750 W	—	—	—
External electric preheater (duct mounted)	○	○	○	○	○	○	○
Internal Electric reheater	● 500 W	● 500 W	● 500 W	● 900 W	400   <b>700 W</b>	○ 500 W	● 500 W
External electric reheater (duct mounted)	○	○	○	○	○	○	○
External water coil for reheating/cooling available (duct mounted)	○	○	○	○	○	○	○
Passive cooling with automatic summer bypass	●	●	●	●	●	●	●
Wall installation	○	○	●	—	●	●	●
Ceiling installation	○	○	○	—	—	○	●
Floor installation	—	—	○	●	●	●	—
Attic installation / cold space	—	—	—	—	—	—	—
Condensation drain	●	●	●	●	—	●	—
Separate connection for the cooker hood	●	●	—	—	—	●	●
Can be integrated with kitchen-hood Ø125	—	—	—	—	●	●	—
Inspection side	R(L)	R(L)	R(L)	R(L)	R(L)	R(L)	R(L)
Dimensions							

A<sup>®</sup>


















































































































































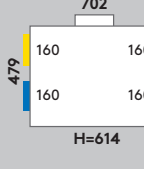
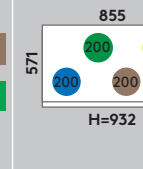
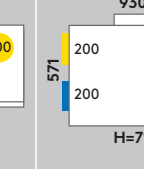
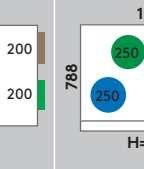
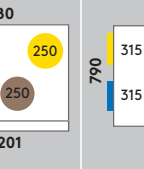
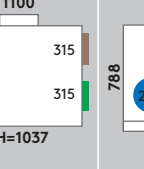
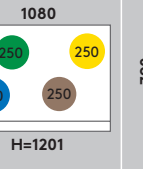
and functional diagram





MagiCAD

DFX-files and MagiCAD-plugins  
magicloud.com

                 	                 	                 	                 	                 	                 	                 	                 
R5	R5-H   <span>E1</span>	R7   <span>E1</span>	R7-H   <span>E1</span>	R9	R9-H	R15	R15-H
108-421 m³/h	108-439 m³/h	216-677 m³/h	216-749 m³/h	270-871 m³/h	270-997 m³/h	360-1710 m³/h	360-1980 m³/h
< 240 m²	< 250 m²	< 450 m²	< 450 m²	< 500 m²	< 500 m²	< 850 m²	< 1000 m²
Rotary	Rotary	Rotary	Rotary	Rotary	Rotary	Rotary	Rotary
●	●	●	●	●	●	●	●
ISO ePM1 55% (F7) 2st. and ISO coarse (G3)	ISO ePM1 50% (F7) 2 st.	ISO ePM1 50% (F7) 2 st.	ISO ePM1 50% (F7) 2 st.	ISO ePM1 50% (F7) 2 st.	ISO ePM1 50% (F7) 2 st.	ISO ePM1 50% (F7) 2 st.	ISO ePM1 50% (F7) 2 st.
Genius	Smart	Genius	Genius	Genius	Genius	Genius	Genius
●	●	●	●	●	●	●	●
○	○	○	○	○	○	○	○
○	○	○	○	○	○	○	○
●	●	●	●	●	●	●	●
○	○	○	○	○	○	○	○
Configurable I/O or Modbus	Configurable I/O or Modbus	Configurable I/O or Modbus	Configurable I/O or Modbus	Configurable I/O or Modbus	Configurable I/O or Modbus	Configurable I/O or Modbus	Configurable I/O or Modbus
230 W	234 W	340 W	340 W	340 W	340 W	1000 W	1000 W
240/1040 W	259 W   <span>959 W</span>	360 W   <span>1760 W</span>	360 W   <span>1760 W</span>	360 W	360 W	1020 W	1020 W
230 V, 50 Hz, 10 A	230 V, 50 Hz, 10 A	230 V, 50 Hz, 10 A	230 V, 50 Hz, 10 A	230 V, 50 Hz, 10 A	230 V, 50 Hz, 10 A	230 V, 50 Hz, 10 A	230 V, 50 Hz, 10 A
—	—	—	—	—	—	—	—
○	○	○ 1200/2000 W	○ 1200/2000 W	○ 1200/2000 W	○ 1200/2000 W	○ 1200/2000/3000/4500 W	○ 1200/2000/3000/4500 W
○ 800 W	-   <span>700 W</span>	-   <span>1400 W</span>	-   <span>1400 W</span>	—	—	—	—
○	○ 900/1200 W	○ 1200 W	○ 1200 W	○ 1200/2000 W	○ 1200/2000 W	○ 1200/2000/3000/4500 W	○ 1200/2000/3000/4500 W
○	○	○	○	○	○	○	○
●	●	●	●	●	●	●	●
●	○	—	—	—	—	—	—
○	—	—	—	—	—	—	—
●	●	●	●	●	●	●	●
—	●	●	●	●	●	●	●
●	—	—	—	—	—	—	—
●	—	—	—	—	—	—	—
—	—	—	—	—	—	—	—
R(L)	L/R	L	L/R	L	L/R	L	L/R
							

# CASA control technology

## Genius



Code	Product
GC10	GC10 control panel and WiFi
GC14	GC10 + 10 m long cable
GC15	GC10 + 10 m long cable + frame
GC16	GC10 + frame
GC03	CASA Genius boost/home/away control button
GC04	CASA Genius boost/home/away control button



## Smart

White wall mounted control panel with a colour display and touch buttons for both recessed and surface mounted installation. *These products are only suitable for R5-H and W9 ventilation units.*

Code	Product
SC10	Control panel (1-2 per unit)
SC14	SC10 + modular cable 10 m
SC15	SC10 + modular cable 10 m + mounting frame
SC16	SC10 + mounting frame



Use your mobile device to control and monitor your indoor climate. Connect the Smart Access module to your ventilation unit and connect it to your home network.

SMA	Smart Access module for internet connection
SMAW	Smart Access module + WLAN router



## Frames and cables



102SAK	Mounting frame, for surface mounting of the control panel
PMK20	Modular cable, 20 m and RJ9 adapter for units
604014	Modular cable 20 m
604010	Modular cable 10 m

## Building automation

As standard the ventilation unit has two configurable I/O channels. If there is a need of additional connection points, the ventilation unit has space for a separate connection cable (SEC). Modbus connection module (SEM) gives you advanced connection options to a master system.


SEM	Modbus connection module, standard 270-290
SEMIO	Modbus and I/O connection box, standard W3, W4, ILTO 300-400 and ILTO 270-290
SEC	Connection cable (configurable I/O) for Smart ventilation units
WSTC	Room temperature sensor, total package with connection unit for ventilation units. The sensor is installed on the wall or in a recessed junction box (60 mm between holes).



The ventilation can be controlled from a Swegon CASA cooker hood

## Swegon CASA application

Resident and installer/  
service technician applications for  
Genius ventilation unit are  
downloadable in app stores  
(Swegon CASA Genius GC10 -  
control panel is required)



# Demand controlled ventilation

## Basic modes

You can switch as required to an appropriate operating mode or let the pre-programmed weekly clock switch operating mode according to the daily rhythm you want.



### Home

Normal air flow. Sufficient amount of fresh indoor air to ensure the wellbeing of the residents and the structural building elements when there are people in the home.



### Home+

Higher air flow. Can be used when more ventilation is required. The home owner can change the efficiency of the operating mode from the settings.



### Boost

High air flow. Used if the ventilation requirement increases, for example, when cooking, taking a bath or drying laundry, or when an unusually large number of people are in the home.



### Away

Low air flow. Reduces the energy consumption when nobody is present in the home.



### Travelling

Very low air flow and lower supply air temperature. Used when nobody is present in the home.

## Automatic functions

The intelligent ventilation monitors the quality of the indoor air and adjusts the ventilation automatically.



### Automatic RH system included as standard

Humidity automation removes excess moisture. The intelligent control analyses the indoor air continuously and regulates the ventilation steplessly so that excess moisture is removed, for example when you are washing.



### Automatic CO2 system as optional equipment

Automatically reduces the ventilation and saves energy when nobody is in the home. When the residents are at home, the ventilation is automatically boosted to bring exactly the right amount of fresh air into the home.



### Automatic VOC system as optional equipment

The automatic air quality system boosts the ventilation if pollution, odours or vapours (evaporating organic compounds) are detected in the indoor air.

## Automatic functions



With the help of an internally mounted sensor, it is easy to fully automate your apartment's ventilation system. Can easily be retro-fitted by replacing the existing internal RH-sensor.

Code	Product
GRHCO2	RH+CO2 automation for Genius
GRHCV	RH+CO2+VOC automation for Genius

When one wishes to add CO2- or VOC automation to a ventilation unit that already has an automatic air-moisture system (RH) installed, one detaches the old RH pack, and installs a new RH+CO2 or RH+VOC sensor pack in its place.

# The CASA CLIMATE solution for heating, ventilation and cooling in apartment buildings



## A single system for heating, ventilation and cooling

- Premium indoor climate at a low cost
- Uncomplicated, user-friendly and economical
- The lowest CO<sub>2</sub>e footprint on the market in the construction and operating phase
- Adapted for prefabricated modular construction
- System that has been tried and tested for several seasons
- A reliable partner

Read more about the product on our web pages



Short video about the product



This is one of our projects for apartment buildings in which the CASA Climate system has been used.



# CASA W3 xs

CASA W3 xs is a reliable, energy-efficient (Ekodesign A) ventilation unit for homes. It is equipped with a front-resistor and smart compensation functions as standard features, guaranteeing continuous, balanced air circulation, even under freezing winter conditions. This space-conserving device (597 x 599 x 493 mm, Ø125 mm) is easy to install in places such as above a washer-dryer. Includes the market's smartest humidity automation, controlled according to the user's needs, as a standard feature.

- Countercurrent heat exchanger
- Air flow range - 10-80 l/s, 36-288m³
- Duct connections, 4 x Ø125 mm
- Separate duct connection for cooker hood, Ø125 mm
- Can be selected in the left-handed (L) or right-handed (R) version
- Wall mounting with wall mounting bracket accessory (order separately)
- Ceiling mounting with ceiling mounting bracket accessory (order separately)
- Can be controlled from CASA control panel, from mobile interface, from CASA cooker hood, or via house automation systems (DDC/Modbus).
- Built-in sensors for control of automated functions (add-on)
- SEMIO Modbus connection as standard

**Delivery includes:**

- Ventilation unit with heat recovery
- approx. 1.5 m modular cable included in the delivery. Order control panel and 10/20 m modular cable separately (p. 6)
- Humidity automation (RH) included as a standard feature

## Genius

*Please note, due to limited availability a longer delivery time is applied with Genius models. Please confirm availability with local sales organisation.*



Code	Energy class*	Product
W3SVL05G10HA	A+ / <b>A</b> / E	CASA W3xs Genius L 1240W RH
W3SVR05G10HA	A+ / <b>A</b> / E	CASA W3xs Genius R 1240W RH
W3SVL05G10CA	A+ / <b>A</b> / E	CASA W3xs Genius L 1240W RH+CO2
W3SVR05G10CA	A+ / <b>A</b> / E	CASA W3xs Genius R 1240W RH+CO2

\*Energy class of ventilation unit according to EU EcoDesign Directive Lot 6 (Cold/**Medium**/Warm). **L** = Exhaust air on the left.

## Filters



Code	Product
W304F	Spare filter ISO ePM1 50% (F7) for supply air and ISO coarse (G3) for extract air
W304FSF8	Allergy filters for W3 and W4 units when cleaner supply air is required. Filter class ISO ePM1 70 % (F8) for supply air and ISO coarse (G3) for extract air. It should be noted that a separate setting of the unit is necessary and that filters must be replaced more often than standard filters.

## Controls and automatic functions


See the automatic systems, and options for controls on pages 6-8.

## Mounting brackets

Mounting frame with quick-fit connectors for ceiling mounting the ventilation unit. Simplifies connection as the duct system can be fully installed prior to the installation of the ventilation unit.



W03CMB	Ceiling mounting frame
W034CMP	Cover plate for ceiling mounting frame, for flush mounting
W034CNR	W3 and W4, frame with sound trap. Even lower sound level to the surroundings and gives the final touch to the installation. Any mouldings and the like are not necessarily needed.
WRWMB	Wall mounting bracket
W05FMB	Floor base for W5,W4,W3 and R5. Please notice the depth of the base is 620 mm.



Vapour barrier which prevents moisture from entering the insulation in the attic joist floor and stops the air from the loft from coming down into the rooms.

PW080YP	Vapour barrier for mounting frame (R/L)
---------	---

# CASA W4 xs

CASA W4 xs is a reliable and energy-efficient (Ecodesign A) ventilation unit for homes. It is equipped with a front-resistor and smart compensation functions as standard features, guaranteeing continuous, balanced air circulation, even under freezing winter conditions. This space-conserving device (597 x 599 x 493 mm, Ø160 mm) is easy to install in places such as above a washer-dryer.

Includes the market's smartest humidity automation, controlled according to the user's needs, as a standard feature.

- Countercurrent heat exchanger
- Air flow range 10-97 l/s, 36-349m<sup>3</sup>
- Duct connections - 4 x Ø160 mm
- Separate duct connection for cooker hood, Ø125 mm
- Can be selected in the left-handed (L) or right-handed (R) version
- Wall mounting with wall mounting bracket accessory (order separately)
- Ceiling mounting with ceiling mounting bracket accessory (order separately)
- Can be controlled from CASA control panel, from mobile interface, from CASA cooker hood, or via house automation systems (DDC/Modbus).
- Built-in sensors for control of automated functions (add-on)
- SEMIO Modbus connection as standard

## Delivery includes:

- Ventilation unit with heat recovery
- approx. 1.5 m modular cable included in the delivery. Order control panel and 10/20 m modular cable separately (p. 6)
- Humidity automation (RH) included as a standard feature

## Genius

*Please note, due to limited availability a longer delivery time is applied with Genius models. Please confirm availability with local sales organisation.*



Code	Energy class*	Product
W4SVL05G10HA	A+ / A / E	CASA W4xs Genius L 1240W RH
W4SVR05G10HA	A+ / A / E	CASA W4xs Genius R 1240W RH
W4SVL05G10CA	A+ / A / E	CASA W4xs Genius L 1240W RH+CO2
W4SVR05G10CA	A+ / A / E	CASA W4xs Genius R 1240W RH+CO2

\*Energy class of ventilation unit according to EU EcoDesign Directive Lot 6 (Cold/**Medium**/Warm). **L** = Exhaust air on the left.

## Filters





Code	Product
W304F	Spare filter ISO ePM1 50% (F7) for supply air and ISO coarse (G3) for extract air
W304FSF8	Allergy filters for W3 and W4 units when cleaner supply air is required. Filter class ISO ePM1 70 % (F8) for supply air and ISO coarse (G3) for extract air. It should be noted that a separate setting of the unit is necessary and that filters must be replaced more often than standard filters.

## Controls and automatic functions

See the automatic systems, and options for controls on pages 6-8.

## Mounting brackets

Mounting frame with quick-fit connectors for ceiling mounting the ventilation unit. Simplifies connection as the duct system can be fully installed prior to the installation of the ventilation unit.



W04CMB	Ceiling mounting frame
W034CMP	Cover plate for ceiling mounting frame, for flush mounting
W034CNR	W3 and W4, frame with sound trap. Even lower sound level to the surroundings and gives the final touch to the installation. Any mouldings and the like are not necessarily needed.
WRWMB	Wall mounting bracket
W05FMB	Floor base for W5,W4,W3 and R5. Please notice the depth of the base is 620 mm.

Vapour barrier which prevents moisture from entering the insulation in the attic joist floor and stops the air from the loft from coming down into the rooms.

PW100YP	Vapour barrier for mounting frame (R/L)
---------	---

# CASA W5

CASA W5 is a real energy-saver (Ecodesign A+) for homes. It is equipped with a front-resistor and smart compensation functions as standard features, guaranteeing continuous, balanced air circulation, even under freezing winter conditions. The modular-dimensioned device is easy to mount on surrounding furnishings (597 x 630 x 951 mm, Ø160 mm).

Includes the market's smartest humidity automation, controlled according to the user's needs, as a standard feature.

- Countercurrent heat exchanger
- Air flow range 30-130 l/s, 108-468m<sup>3</sup>
- Duct connections - 4 x Ø160 mm
- Can be selected in the left-handed (L) or right-handed (R) version
- The device can be mounted on the wall, using the wall-mounting bracket included as a standard accessory
- Also available as an add-on: ceiling-mount bracket and floor-mount bracket
- Can be controlled from CASA control panel, from mobile interface, from CASA cooker hood, or via house automation systems (DDC/Modbus).
- Built-in sensors for control of automated functions (add-on)

## Delivery includes:

- Ventilation unit with heat recovery
- approx. 1.5 m modular cable included in the delivery. Order control panel and 10/20 m modular cable separately (p. 6)
- Smart humidity automation (RH) included as a standard feature
- Wall-mounting bracket
- Condensate water hose




## Genius

Code	Energy class*	Product
W05VL05G10CAA	A+ / <b>A</b> / E	CASA W5 Genius L RH+CO2
W05VL05G10HAA	A+ / <b>A</b> / E	CASA W5 Genius L RH
W05VR05G10CAA	A+ / <b>A+</b> / E	CASA W5 Genius R RH+CO2
W05VR05G10HAA	A+ / <b>A+</b> / E	CASA W5 Genius R RH

\*Energy class of ventilation unit according to EU EcoDesign Directive Lot 6 (Cold/**Medium**/Warm). **L** = Exhaust air on the left.

## Filters



Code	Product
W05FS	W5 filter series: filter class ISO ePM1 50% (F7) for supply air and ISO coarse (G3) for extract air, and extra PPI-20 (cellular plastic) for supply air.

## Controls and automatic functions

See the automatic systems, and options for controls on pages 6-8.

## Mounting brackets



Ceiling-mount bracket, featuring quick-fasteners, makes installation easy, because ducts can be mounted on it in their fully-assembled form, before the machinery is mounted.

W05CMB	W5 Ceiling-mount bracket (R/L)
W05FMB	Floor base for W5,W4,W3 and R5. Please notice the depth of the base is 620 mm.



Vapour barrier which prevents moisture from entering the insulation in the attic joist floor and stops the air from the loft from coming down into the rooms.

W05PP	Vapour barrier for mounting frame (R/L)
-------	---

# CASA W9

CASA W9 is an energy-efficient (Ecodesign A) ventilation unit, capable of meeting the needs of several residences at a time. The sturdy-structured device (1000 x 594 x 1312 mm, Ø200 mm) can provide reliable ventilation for residences of up to 450 m<sup>2</sup>, or even for an entire floor in a block of flats. The front-resistor and smart compensation functions that are included in the standard equipment ensure continuous, balanced ventilation, even in below-freezing winter conditions.

Includes the market's smartest humidity automation, controlled according to the user's needs, as a standard feature.

- Countercurrent heat exchanger
- Air flow range 50-235 l/s, 180-846m<sup>3</sup>
- Duct connections, 4 x Ø200 mm
- Can be selected in the left-handed (L) or right-handed (R) version
- Installed on top of the floor-base
- Can be controlled from CASA control panel, from mobile interface, from CASA cooker hood, or via house automation systems (DDC/Modbus).
- Built-in sensors for control of automated functions (add-on)

## Delivery includes:

- Ventilation unit with heat recovery
- approx. 1.5 m modular cable included in the delivery. Order control panel and 10/20 m modular cable separately (p. 6)
- Smart humidity automation (RH) included as a standard feature
- Floor-base
- Condensate water hose



Code	Energy class*	Product
W09VR09S10H	A+ / <b>A</b> / E	CASA W9 Smart R 900W RH
W09VL09S10H	A+ / <b>A</b> / E	CASA W9 Smart L 900W RH

\*Energy class of ventilation unit according to EU EcoDesign Directive Lot 6 (Cold/**Medium**/Warm). **L** = Exhaust air on the left.

## Filters



Code	Product
102W23SS	Spare filter: ISO ePM1 50% (F7) + ISO coarse (G3) and metal filter.

## Controls and automatic functions

See the automatic systems, and options for controls on pages 6-8.

## Mounting brackets

Code	Product
W09FMB	Floor mounting base

# CASA R2

Spice rack air handling unit (598 x 315 x 700 mm, Ø125 mm) with rotary heat exchanger suitable for kitchen installation in smaller homes (60 l/s, 216 m³/h). The market's most intelligent demand-controlled humidity function as standard.

## Delivery includes:

- Ventilation unit with heat recovery
- approx. 1.5 m modular cable included in the delivery. Order control panel and 10/20 m modular cable separately (p. 6)
- Smart humidity automation (RH) included as a standard feature
- Wall mounting bracket



## Genius

*Please note, due to limited availability a longer delivery time is applied with Genius models. Please confirm availability with local sales organisation.*

Code	Energy class*	Product
R02VL04G00H	B	CASA R2 Genius L 400W RH
R02VR04G00H	B	CASA R2 Genius R 400W RH
R02VL07G00H	B	CASA R2 Genius L 700W RH
R02VR07G00H	B	CASA R2 Genius R 700W RH
R02VL07G00C	A	CASA R2 Genius L 700W RH+CO2
R02VR07G00C	A	CASA R2 Genius R 700W RH+CO2



## Filter

Code	Product
R02FS	Filter series R2: Filter class ISO ePM1 50% (F7) x 2

## Controls and automatic functions

See the automatic systems, and options for controls on pages 6-8.

## Cooker hood and cover plate

CASA R2 can be integrated with the cooker hood for placement above the cooker. The cooker hood is available in three models, Jazz, Disco and Dance



Jazz (white/stainless steel)

- Motorised damper, touch panel, LED lighting, 6 x spotlight. White or stainless steel with glass front

PJV6M	JAZZ white 60 cm, duct connection in the middle
PJR6M	JAZZ stainless 60 cm, duct connection in the middle



Sound insulated cover panel in white, black or stainless steel to replace kitchen cabin door. Cover plate has straight front and rounded edges for finished appearance. Fits together with old 260 mm kitchen cabins.

TB00015	Cover panel soundproof. White
TB00018	Cover panel soundproof. Stainless steel
TB00015S	Cover panel soundproof. Black
TB00316	Magnetic brackets (4 pcs) for mounting an existing kitchen door in front of the unit

# CASA R3

CASA R3 (Ecodesign class A) is a very quiet and energy-efficient ventilation unit for homes. The device, which is equipped with a rotary heat exchanger, has a high operating efficiency (86%). The compact-sized device is easy to install on the wall or ceiling (599 x 361 x 700 mm, Ø125 mm), and can even be installed above the kitchen stove, in the place where (e.g.) a spice cupboard would have been. Includes the market's smartest humidity automation, controlled according to the user's needs, as a standard feature.

- Rotary heat exchanger
- Air flow range 25-82 l/s, 90-295 m³
- Duct connections, 4 x Ø125 mm
- Separate connection for cooker hood, Ø100 mm
- Can be selected in the left-handed (L) or right-handed (R) version
- The device can be mounted on the wall, using the wall-mounting bracket included as a standard accessory
- Also available as an add-on: ceiling-mount bracket and floor-mount bracket
- Can be controlled from CASA control panel, from mobile interface, from CASA cooker hood, or via house automation systems (DDC/Modbus).
- Built-in sensors for control of automated functions (add-on)

**Delivery includes:**

- Ventilation unit with heat recovery
- approx. 1.5 m modular cable included in the delivery. Order control panel and 10/20 m modular cable separately (p. 6)
- Humidity automation (RH) included as a standard feature
- Wall-mounting bracket



## Genius

*Please note, due to limited availability a longer delivery time is applied with Genius models. Please confirm availability with local sales organisation.*

Code	Energy class*	Product
R03VL05G00HF	A+ / A / E	CASA R3 Genius L 500W RH Flat door
R03VR05G00HF	A+ / A / E	CASA R3 Genius R 500W RH Flat door

\* Energy class of ventilation unit according to EU EcoDesign Directive Lot 6 (Cold/**Medium**/Warm). **L** = Exhaust air on the left.

## Cooker hood

For R3 Genius ventilation unit



Code	Product
PJV6M	Jazz, white, duct connection in the middle
PJR6M	Jazz, stainless steel, duct connection in the middle



## Filters

PR085FS	Filter series R3: Filter class ISO ePM1 55% (F7) x 2
PR085FSG	Filter set Casa R3 / R85B F7G4G3

## Controls and automatic functions

See the automatic systems, and options for controls on pages 6-8.

## Mounting brackets



Mounting frame with quick-fit connectors for mounting the ventilation unit on the ceiling or wall Simplifies connection as the duct system can be fully installed prior to the installation of the ventilation unit.

PR085RKA	Mounting frame right-hand
PR085LKA	Mounting frame left-hand
WRWMB	Wall mounting bracket



Vapour barrier which prevents moisture from entering the insulation in the attic joist floor and stops the air from the loft from coming down into the rooms.

PR085YP	Vapour barrier for mounting frame
---------	-----------------------------------



# CASA R4-C

CASA R4-C is a residential air handling unit (1050 x 700 x 296 mm, Ø160 mm) with rotary heat exchanger for houses, small offices etc. Flat design and compact size enables various mounting options, also ideal for ceiling mounting as the height of the unit is under 30 cm. Cooker hood connection (Ø125 mm) in the side of the unit. The ventilation unit has intelligent demand-controlled humidity function (RH) as standard. CO2 and VOC automation are available as accessory. Intelligent anti-frost protection ensures continuous ventilation and automatic summer function with passive cooling helps during summer. Also external coils for heating and cooling are available as accessories.

- Rotary heat exchanger
- Air flow range 20-92 l/s, 72-331 m³
- Duct connections, 4 x Ø160 mm
- Separate connection for cooker hood, Ø125 mm
- Can be selected in the left-handed (L) or right-handed (R) version
- Low installation height (296 mm) allows ceiling installation flush in suspended ceilings
- Can also be mounted on a wall or the floor
- Can be controlled from CASA control panel, from mobile interface, from CASA cooker hood, or via house automation systems (DDC/Modbus).
- Built-in sensors for control of automated functions (add-on)

**Delivery includes:**

- Ventilation unit with heat recovery
- approx. 1.5 m modular cable included in the delivery. Order control panel and 10/20 m modular cable separately (p. 6)
- Humidity automation (RH) included as a standard feature



Code	Energy class*	Product
R04CL05G00H	A	CASA R4-C Genius L 500W RH
R04CR05G00H	A	CASA R4-C Genius R 500W RH
R04CL05G00C	A	CASA R4-C Genius L 500W RH + CO2
R04CR05G00C	A	CASA R4-C Genius R 500W RH + CO2



## Filters

Code	Product
R04CFS	Filter series R4-C ISO ePM1 50% 2 pcs

## Controls and automatic functions

See the automatic systems, and options for controls on pages 6-8.

## Mounting frames

Code	Product
R04CFRAME	R4-C White roof mounting frame. Easy to get finalized outlook for installation.
R04CWMB	R4-C Wall mounting bracket, for horizontal wall mounting

# CASA R5

CASA R5 (Ecodesign class A) is a very quiet and energy-efficient ventilation unit for homes. The device, which is equipped with a rotary heat exchanger, has a high operating efficiency (86%). The compact-sized device is easy to install on the wall or ceiling (598 x 600 x 597 mm, Ø160 mm). Includes the market's smartest humidity automation, controlled according to the user's needs, as a standard feature.

- Rotary heat exchanger
- Air flow range 30-117 l/s, 108-421 m<sup>3</sup>
- Duct connections - 4 x Ø160 mm
- Separate duct connection for cooker hood, Ø125 mm
- Can be selected in the left-handed (L) or right-handed (R) version
- The device can be mounted on the wall, using the wall-mounting bracket included as a standard accessory
- Also available as an add-on: ceiling-mount bracket and floor-mount bracket
- Can be controlled from CASA control panel, from mobile interface, from CASA cooker hood, or via house automation systems (DDC/Modbus).
- Built-in sensors for control of automated functions (add-on)



## Delivery includes:

- Ventilation unit with heat recovery
- approx. 1.5 m modular cable included in the delivery. Order control panel and 10/20 m modular cable separately (p. 6).
- Humidity automation (RH) included as a standard feature
- Wall-mounting bracket
- Condensate water hose



## Genius

**Please note**, due to limited availability a longer delivery time is applied with Genius models. Please confirm availability with local sales organisation.

Code	Energy class*	Product
R05VL00G00H	A+ / A / E	CASA R5 Genius L ex.el 800W RH
R05VR00G00H	A+ / A / E	CASA R5 Genius r ex.el 800W RH
R05VL08G00H	A+ / A / E	CASA R5 Genius L 800W RH
R05VR08G00H	A+ / A / E	CASA R5 Genius R 800W RH

\* Energy class of ventilation unit according to EU EcoDesign Directive Lot 6 (Cold/**Medium**/Warm). **L** = Exhaust air on the left.

## Filters



Code	Product
10212RSS	Filter series R5: Filter class ISO ePM1 55% (F7) x 2, plus ISO Coarse (G3)
10212RSSG	Filter set Casa R5/R120 F7/G3

## Controls and automatic functions


See the automatic systems, and options for controls on pages 6-8.



## Mounting brackets

Mounting frame with quick-fit connectors for ceiling mounting the ventilation unit. Simplifies connection as the duct system can be fully installed prior to the installation of the ventilation unit.

10212KA	Ceiling mounting frame
W05FMB	Floor base for W5,W4,W3 and R5. Please notice the depth of the base is 620 mm.



Vapour barrier which prevents moisture from entering the insulation in the attic joist floor and stops the air from the loft from coming down into the rooms.

10212YP	Vapour barrier for mounting frame
---------	-----------------------------------

# CASA R5 Sorption

The R5 Sorption is a modular size ventilation unit equipped with an enthalpy heat exchanger, suitable for wall or ceiling installation in connection with furniture.

The moisture-recovering enthalpy heat exchanger ensures continuous ventilation without the need for frost protection. High (over 80%) moisture recovery enables indoor humidity control.

The ventilation unit is controlled from the cooker hood or control panel and via a mobile app (iOS/Android) and can be connected to building automation systems using Modbus.  
The unit is Eurovent certified.

- Rotary heat exchanger
- Air flow range 30-117 l/s, 108-421 m³
- Duct connections - 4 x Ø160 mm
- Separate duct connection for cooker hood, Ø125 mm
- Can be selected in the left-handed (L) or right-handed (R) version
- The device can be mounted on the wall, using the wall-mounting bracket included as a standard accessory
- Also available as an add-on: ceiling-mount bracket and floor-mount bracket
- Can be controlled from CASA control panel, from mobile interface, from CASA cooker hood, or via house automation systems (DDC/Modbus).
- Built-in sensors for control of automated functions (add-on)



### Delivery includes:

- Ventilation unit with heat recovery
- approx. 1.5 m modular cable included in the delivery. Order control panel and 10/20 m modular cable separately (p. 6).
- Humidity automation (RH) included as a standard feature
- Wall-mounting bracket
- Condensate water hose



## Genius Sorption

*Please note, due to limited availability a longer delivery time is applied with Genius models. Please confirm availability with local sales organisation.*

Code	Energy class*	Product
R05VL08G00HAS	A+ / A / E	CASA R5 Genius L 800W RH Sorption
R05VR08G00HAS	A+ / A / E	CASA R5 Genius R 800W RH Sorption

\* Energy class of ventilation unit according to EU EcoDesign Directive Lot 6 (Cold/**Medium**/Warm). **L** = Exhaust air on the left.

## Filters



Code	Product
10212RSS	Filter series R5: Filter class ISO ePM1 55% (F7) x 2, plus ISO Coarse (G3)
10212RSSG	Filter set Casa R5/R120 F7/G3

## Controls and automatic functions


See the automatic systems, and options for controls on pages 6-8.

## Mounting brackets



Mounting frame with quick-fit connectors for ceiling mounting the ventilation unit. Simplifies connection as the duct system can be fully installed prior to the installation of the ventilation unit.

10212KA	Ceiling mounting frame
W05FMB	Floor base for W5,W4,W3 and R5. Please notice the depth of the base is 620 mm.



Vapour barrier which prevents moisture from entering the insulation in the attic joist floor and stops the air from the loft from coming down into the rooms.

10212YP	Vapour barrier for mounting frame
---------	-----------------------------------

# CASA R5-H

CASA R5-H Residential air handling unit (702 x 479 x 614 mm, Ø160 mm) with rotary heat exchanger for houses, small offices, etc. Ideally suited for attic installation in houses as it is designed for transport up through the ceiling hatch. The market's most intelligent humidity control as standard.

- Rotary heat exchanger
- Air flow range 30-122 l/s, 108-439 m³
- Duct connections, 4 x Ø160 mm
- The left- or right-handed option (L/R) can be selected at the installation site
- Can be controlled from Smart control panel, from Smart Access mobile interface, from Smart cooker hood, or via house automation systems (DDC/Modbus).
- Built-in sensors for control of automated functions (add-on)

**Delivery includes:**

- Ventilation unit with heat recovery
- No control panel or control cable included – must be ordered separately (p. 6)
- Smart humidity automation (RH) included as a standard feature




## Smart

Code	Energy class*	Product
R05HL07S00H	A+ / <b>A</b> / F	CASA R5-H Smart L/R 700W RH
R05HL00S00H	A+ / <b>A</b> / F	CASA R5-H Smart L/R RH

\* Energy class of ventilation unit according to EU EcoDesign Directive Lot 6 (Cold/**Medium**/Warm). **L/R** = The left- or right-handed option can be selected at the installation site

## Filters



Code	Product
R05HFS	Filter class ISO ePM1 50% (F7) x 2

## Controls and automatic functions

See the automatic systems, and options for controls on pages 6-8.

# CASA R7 / R7 Sorption

CASA R7 is an efficient ventilation unit, suitable for large residences, operating plants, and meeting spaces alike. The device, which is equipped with a rotary heat exchanger, has a high operating efficiency (86%). The compact-sized device takes up only a small amount of floor space (855 x 571 x 932 mm, Ø200 mm), and can also be mounted against a base, on its back or side.

Includes the market's smartest humidity automation, controlled according to the user's needs, as a standard feature.


The R7 Sorption is a ventilation unit equipped with an enthalpy heat exchanger, suitable for ventilation of large apartments as well as offices or conference rooms.

The moisture-recovering enthalpy heat exchanger ensures continuous ventilation without the need for frost protection. High (over 80%) moisture recovery enables indoor humidity control.

The ventilation unit is controlled from the control panel and via a mobile app (iOS/Android) and can be connected to building automation systems using Modbus.

The unit is Eurovent certified.

- Rotary heat exchanger
- Air flow range 60-188 l/s, 216-677 m³
- Duct connections, 4 x Ø200 mm
- Left-handed (L)
- Can be controlled from CASA control panel, from mobile interface, from CASA cooker hood, or via house automation systems (DDC/Modbus).
- Built-in sensors for control of automated functions (add-on)



## Delivery includes:

- Ventilation unit with heat recovery
- No control panel or control cable included – must be ordered separately (p. 6)
- Humidity automation (RH) included as a standard feature



## Genius

**Please note**, due to limited availability a longer delivery time is applied with Genius models. Please confirm availability with local sales organisation.

Code	Energy class*	Product
R07VL00G00H	A+ / A / E	CASA R7 Genius L RH
R07VL14G00H	A+ / A / E	CASA R7 Genius R 1400W RH

## Genius Sorption

Code	Energy class*	Product
R07VL14G00HAS	A+ / A / E	CASA R7 Genius R 1400W RH Sorption

\* Energy class of ventilation unit according to EU EcoDesign Directive Lot 6 (Cold/**Medium**/Warm). **L** = Supply air on the left.

## Filters



Code	Product
R07FS	R7 filter series: filter class ISO ePM1 50% (F7) x 2

## Controls and automatic functions

See the automatic systems, and options for controls on pages 6-8.

## Mounting brackets

Code	Product
R07FMB	Floor mounting base

# CASA R7-H

CASA R7-H is an efficient ventilation unit, suitable for large residences, operating plants, and meeting spaces alike. The device, which is equipped with a rotary heat exchanger, has a high operating efficiency (86%). In the horizontal-model ventilation unit (930 x 655 x 571 mm, Ø200 mm), the supply- and extract air is set up on one side of the device, and the outside-/exhaust air on the other side, making duct installations easier and saving space in the event that (e.g.) the unit is installed in an attic space. Includes the market's smartest humidity automation, controlled according to the user's needs, as a standard feature.

- Rotary heat exchanger
- Air flow range 60-208 l/s, 216-749 m<sup>3</sup>
- Duct connections, 4 x Ø200 mm
- The left- or right-handed option (L/R) can be selected at the installation site
- Can be controlled from CASA control panel, from mobile interface, from CASA cooker hood, or via house automation systems (DDC/Modbus).
- Built-in sensors for control of automated functions (add-on)

## Delivery includes:

- Ventilation unit with heat recovery
- No control panel or control cable included – must be ordered separately (p. 6)
- Smart humidity automation (RH) included as a standard feature



## Genius

Code	Energy class*	Product
R07HL14G00H	A+ / <b>A</b> / E	CASA R7-H Genius L/R 1400 W RH
R07HL00G00H	A+ / <b>A</b> / E	CASA R7-H Genius L/R RH

\* Energy class of ventilation unit according to EU EcoDesign Directive Lot 6 (Cold/**Medium**/Warm). **L** = Supply air on the left.



## Filters

Code	Product
R07FS	Filter series R7-H: Filter class ISO ePM1 50% (F7) x 2


## Controls and automatic functions

See the automatic systems, and options for controls on pages 6-8.

# CASA R9 / R9 Sorption

CASA R9 is an efficient ventilation unit, suitable for large residences, operating plants, and meeting spaces alike. The device, which is equipped with a rotary heat exchanger, has a high operating efficiency (86%). The compact-sized device takes up only a small amount of floor space (1080 x 788 x 1200, Ø250 mm). Includes the market's smartest humidity automation, controlled according to the user's needs, as a standard feature.

The R9 Sorption is a ventilation unit equipped with an enthalpy heat exchanger, suitable for ventilation of large apartments as well as offices or conference rooms. The moisture-recovering enthalpy heat exchanger ensures continuous ventilation without the need for frost protection. High (over 80%) moisture recovery enables indoor humidity control. The ventilation unit is controlled from the control panel and via a mobile app (iOS/Android) and can be connected to building automation systems using Modbus. The unit is Eurovent certified.



- Rotary heat exchanger
- Air flow range 75-242 l/s, 270-871 m³
- Duct connections, 4 x Ø250 mm
- Left-handed (L)
- Can be controlled from CASA control panel, from mobile interface, from CASA cooker hood, or via house automation systems (DDC/Modbus).
- Built-in sensors for control of automated functions (add-on)

- Delivery includes:**
- Ventilation unit with heat recovery
  - No control panel or control cable included – must be ordered separately (p. 6)
  - Humidity automation (RH) included as a standard feature
  - 100 mm-high base with a lower beam



## Genius

*Please note, due to limited availability a longer delivery time is applied with Genius models. Please confirm availability with local sales organisation.*

Code	Energy class*	Product
R09VL00G00H	A+ / <b>A</b> / E	CASA R9 Genius L RH
R09VL00G00C	A+ / <b>A</b> / E	CASA R9 Genius L RHCO2

## Genius Sorption

Code	Energy class*	Product
R09VL00G00HAS	A+ / <b>A</b> / E	CASA R9 Genius L RH Sorption

\* Energy class of ventilation unit according to EU EcoDesign Directive Lot 6 (Cold/**Medium**/Warm). **L** = Supply air on the left.

## Filters



Code	Product
R0915FS	Filter series R9: Filter class ISO ePM1 50% (F7) x 2

## Controls and automatic functions

See the automatic systems, and options for controls on pages 6-8.

# CASA R9-H

CASA R9-H is an efficient ventilation unit, suitable for large residences, operating plants, and meeting spaces alike. The device, which is equipped with a rotary heat exchanger, has a high operating efficiency (86%). In the horizontal-model ventilation unit (1,100 x 980 x 790 mm, Ø315 mm), the supply- and extract air is set up on one side of the device, and the outside-/exhaust air on the other side, making duct installations easier and saving space in the event that (e.g.) the unit is installed in an attic space. Includes the market's smartest humidity automation, controlled according to the user's needs, as a standard feature.

- Rotary heat exchanger
- Air flow range 75-277 l/s, 270-997 m<sup>3</sup>
- Duct connections, 4 x Ø315 mm
- The left- or right-handed option (L/R) can be selected at the installation site
- Can be controlled from CASA control panel, from mobile interface, from CASA cooker hood, or via house automation systems (DDC/Modbus).
- Built-in sensors for control of automated functions (add-on)

## Delivery includes:

- Ventilation unit with heat recovery
- No control panel or control cable included – must be ordered separately (p. 6)
- Smart humidity automation (RH) included as a standard feature
- 100 mm-high base with a lower beam



## Genius

Code	Energy class*	Product
R09HL00G00H	A+ / A / E	CASA R9-H Genius L/R RH
R09HL00G00C	A+ / A+ / E	CASA R9-H Genius L/R RHCO2

\* Energy class of ventilation unit according to EU EcoDesign Directive Lot 6 (Cold/**Medium**/Warm). L = Supply air on the left.

## Filters



Code	Product
R0915FS	Filter series R9-H: Filter class ISO ePM1 50% (F7) x 2

## Controls and automatic functions

See the automatic systems, and options for controls on pages 6-8.

# CASA R15 / R15 Sorption

CASA R15 is an efficient ventilation unit, suitable for large residences, operating plants, and meeting spaces alike. The device, which is equipped with a rotary heat exchanger, has a high operating efficiency (86%). The compact-sized device takes up only a small amount of floor space (1080 x 788 x 1200 mm, Ø250 mm). Includes the market's smartest humidity automation, controlled according to the user's needs, as a standard feature.

The R15 Sorption is a ventilation unit equipped with an enthalpy heat exchanger, suitable for ventilation of large apartments as well as offices or conference rooms. The moisture-recovering enthalpy heat exchanger ensures continuous ventilation without the need for frost protection. High (over 80%) moisture recovery enables indoor humidity control. The ventilation unit is controlled from the control panel and via a mobile app (iOS/Android) and can be connected to building automation systems using Modbus.

- Rotary heat exchanger Air flow range 100-475 l/s, 360-1710 m³
- Duct connections, 4 x Ø250 mm
- Left-handed (L)
- Can be controlled from CASA control panel, from mobile interface, from CASA cooker hood, or via house automation systems (DDC/Modbus).
- Built-in sensors for control of automated functions (add-on)

**Delivery includes:**

- Ventilation unit with heat recovery
- No control panel or control cable included – must be ordered separately (p. 6)
- Humidity automation (RH) included as a standard feature
- 100 mm-high base with a lower beam



## Genius

*Please note, due to limited availability a longer delivery time is applied with Genius models. Please confirm availability with local sales organisation.*

Code	Energy class*	Product
R15VL00G00H	NRVU	CASA R15 Genius L RH

## Genius Sorption

Code	Energy class*	Product
R015VL00G00HAS	NRVU	CASA R15 Genius L RH Sorption

\*Defined in EcoDesign Directive Lot 6 as a ventilation device intended for other applications than residential buildings.  
L/R = The left- or right-handed option can be selected at the installation site.



## Filters

Code	Product
R0915FS	Filter series R15: Filter class ISO ePM1 50% (F7) x 2

## Controls and automatic functions

See the automatic systems, and options for controls on pages 6-8.

# CASA R15-H

CASA R15-H is an efficient ventilation unit, suitable for large residences, operating plants, and meeting spaces alike. The device, which is equipped with a rotary heat exchanger, has a high operating efficiency (86%). In the horizontal-model ventilation unit (1,100 x 980 x 790 mm, Ø315 mm), the supply- and extract air is set up on one side of the device, and the outside-/exhaust air on the other side, making duct installations easier and saving space in the event that (e.g.) the unit is installed in an attic space. Includes the market's smartest humidity automation, controlled according to the user's needs, as a standard feature.

- Rotary heat exchanger
- Air flow range 100-550 l/s, 360-1980 m³
- Duct connections, 4 x Ø315 mm
- The left- or right-handed option (L/R) can be selected at the installation site
- Can be controlled from CASA control panel, from mobile interface, from CASA cooker hood, or via house automation systems (DDC/Modbus).
- Built-in sensors for control of automated functions (add-on)

**Delivery includes:**

- Ventilation unit with heat recovery
- No control panel or control cable included – must be ordered separately (p. 6)
- Smart humidity automation (RH) included as a standard feature
- 100 mm-high base with a lower beam



## Genius

Code	Energy class*	Product
R15HL00G00H	NRVU	CASA R15-H Genius L/R RH

\*Defined in EcoDesign Directive Lot 6 as a ventilation device intended for other applications than residential buildings.  
L/R = The left- or right-handed option can be selected at the installation site.



## Filters

Code	Product
R0915FS	Filter series R15-H: Filter class ISO ePM1 50% (F7) x 2

## Controls and automatic functions

See the automatic systems, and options for controls on pages 6-8.

# CASA - air heater/cooler

## Waterborne air coolers

With an air cooler mounted in the supply air duct, comfort cooling is created in the residence by connecting a cooling medium circuit or a cooling water circuit to the cooler. The air cooler is controlled automatically from the ventilation unit's Smart control system and settings can be changed using a CASA control panel. The delivery includes: Air cooler, SET connection module, actuator and 3-way valve, 24 V transformer, requisite sensors and instructions. SDCW250F is a fully insulated model + accompanying installation frame.



SDCW cooling radiator


Code	Product
SDCW160	Cooling coil pack Ø160
SDCW200	Cooling coil pack Ø200
SDCW250	Cooling coil pack Ø250
SDCW250F	Air cooler Ø250. Fully insulated + accompanying ceiling/wall installation frame.
SDCW315	Cooling coil pack Ø315

○ Available    – Not available

Product code	Duct - diameter	W3	W4	W5	W9	R3	R5	R7	R7-H	R9	R9-H	R15	R15-H
SDCW160	160 mm	○	○	○	–	○	○	–	–	–	–	–	–
SDCW200	200 mm	–	○	○	○	–	○	○	○	–	–	–	–
SDCW250F	250 mm	–	○	○	○	–	○	○	○	○	–	○	–
SDCW250F, insulated	250 mm	–	○	○	○	–	○	○	○	○	–	○	–
SDCW315	315 mm	–	–	–	–	–	–	–	–	○	○	○	○

## Waterborne air heaters

In buildings equipped with a waterborne heating system, the supply air can be heated with a duct mounted waterborne air heater. The air heater is controlled automatically from the ventilation unit's CASA control system and settings can be changed using a CASA control panel. The delivery includes: Air heater, SET connection module, actuator and 3-way valve, 24 V transformer, requisite sensors and instructions.



SDHW heating radiator

SDHW125	Heating coil package Ø125
SDHW160	Heating coil package Ø160
SDHW200	Heating coil package Ø200
SDHW250	Heating coil package Ø250
SDHW315	Heating coil package Ø315

○ Available    – Not available

Product code	Duct Ø	W3	W4	W5	W9	R3	R5	R7	R7-H	R9	R9-H	R15	R15-H
SDHW125	125 mm	○	–	–	–	○	–	–	–	–	–	–	–
SDHW160	160 mm	○	○	○	–	○	○	–	–	–	–	–	–
SDHW200	200 mm	–	○	○	○	–	○	○	○	–	–	–	–
SDHW250	250 mm	–	–	–	○	–	–	○	○	○	–	○	–
SDHW315	315 mm	–	–	–	–	–	–	–	–	○	○	○	○

## Brine air heater/cooler for ground source heat pump

In a property equipped with a ground source heat pump, a brine air heater/cooler for the heat pump can be installed in the outdoor air duct. In the winter it heats the air taken in and ensures that the ventilation unit operates with the greatest efficiency even in extreme cold. In the summer, the medium in the ground circuit is used to cool the building. The control technology in CASA automatically ensures that the air heater/cooler is utilised optimally all year round. The delivery includes: heating/cooling coil, wall mounting bracket/ceiling mounting frame, an effective 4-row air cooler for cooling medium, SET connection module, coarse filter, requisite sensors and instructions and drip tray for condensate water: condensation water outlet with 3/8" male thread.



Heating-/cooling radiator

SDHW250F	Heating/cooling coil Ø250, G4
----------	-------------------------------

○ Available    – Not available

Product code	Duct Ø	W3	W4	W5	W9	R3	R5	R7	R7-H	R9	R9-H	R15	R15-H
SDHW250F	250 mm	○	○	○	○	○	○	○	○	–	–	–	–

## Electric air heater

Can be used for preheating and is placed in the outdoor air duct to guarantee continuous ventilation under very cold conditions and permit balancing functions (fireplace function/function for a cooker hood) in the air handling unit without an integrated air heater for preheating. With W-series that have integrated heaters, this accessory is typically used for air heated apartments. If the air heater is to be installed as a preheater, a FLK-filter needs to be installed in the duct in front of the preheater. An electric air heater can also be placed in the supply air duct and used as a reheater to maintain a comfortable supply air temperature under very cold conditions. The electric duct heater has built-in regulation and is controlled directly from a ventilation unit. The heater is connected using a separate power supply 230 V. The delivery includes: air heater, SET connection module, requisite sensors and instructions



SDHE electric heating resistor

Code	Product
SDHE125-1T	Electric heater Ø125
SDHE160-1T	Electric heater Ø160
SDHE200-1T	Electric heater Ø200
SDHE250-1T (1200W)	Electric heater Ø250, 1200 W
SDHE250-2T (2000W)	Electric heater Ø250, 2000 W
SDHE250-3T (3000W)	Electric heater Ø250, 3000 W
SDHE315-1T (1200W)	Electric heater Ø315, 1200 W
SDHE315-2T (2000W)	Electric heater Ø315, 2000 W
SDHE315-3T (3000W)	Electric heater Ø315, 3000 W
SDHE315-5T (4500W)	Electric heater Ø315, 3-phase 4500 W

## Duct filters

Gives the filters in the ventilation unit a longer life.



FLK duct filter

FLK12	Prefilter box Ø125mm, G4
FLK16	Prefilter box Ø160mm, G4
FLK20	Prefilter box Ø200mm, G4
FLK25	Prefilter box Ø250mm, G4
FLK31	Prefilter box Ø315mm, G4

○ Available    – Not available

Product	Duct Ø	Duct filter	W3	W4	W5	W9	R3	R5	R7	R7-H	R9	R9-H	R15	R15-H
SDHE125-1T	125 mm	FLK12	○	–	–	–	○	–	–	–	–	–	–	–
SDHE160-1T	160 mm	FLK16	○	○	○	–	○	○	–	–	–	–	–	–
SDHE200-1T	200 mm	FLK20	–	○	○	○	–	○	○	○	–	–	–	–
SDHE250-1T (1200W)	250 mm	FLK25	–	–	–	○	–	–	○	○	○	–	○	–
SDHE250-2T (2000W)	250 mm	FLK25	–	–	–	○	–	–	○	○	○	–	○	–
SDHE315-1T (1200W)	315 mm	FLK31	–	–	–	–	–	–	–	–	○	○	○	○
SDHE315-2T (2000W)	315 mm	FLK31	–	–	–	–	–	–	–	–	○	○	○	○

# CASA SDD – Shut-off damper



Duct mounted shut-off dampers type 4 and damper actuator 24 V with spring return. The damper closes in the event of a power failure or alarm when a risk of freezing exists. The damper actuator is electrically connected to a CASA SET-module. SET module and 24 V adapter is ordered separately as required.

Shut-off damper with spring return for the ventilation duct. Control of the shut-off damper with a ventilation unit requires that a SET module is acquired. Two shut-off dampers can be controlled with one SET module. The shut-off damper requires a power source, POWER24V20W, that is sold separately. Alternatively, the ventilation unit can be connected to a shut-off damper with the help of an auxiliary relay CHR24V and a power source POWER24V20W.

The following models are available Ø 125, Ø 160, Ø 200, Ø 250 and Ø 315 ducts.

Code	Product
SDD125	CASA Damper Ø125 mm 24V
SDD160	CASA Damper Ø160 mm 24V
SDD200	CASA Damper Ø200 mm 24V
SDD250	CASA Damper Ø250 mm 24V
SDD315	CASA Damper Ø315 mm 24V

## Accessories



Code	Product
SET	Connection module for control of the duct mounted air heater/cooler / control of shut-off dampers
POWER24V20W	SET / power source for actuators
CHR24V	Relay 24 VDC

*Check the technical manual for connection diagram and needed accessories.*

# Other accessories

Modules for connection of external accessories, for example, damper, duct coils, etc.



Code	Product
SET	Connection module for control of the duct mounted air heater/cooler / control of shut-off dampers
POWER24V20W	SET / power source for actuators



Accessories for condensation outlet

UVLL	Very low water trap that is easy to clean
CDH3	Condensate water hose



The constant duct pressure function on the Smart ventilation unit attempts to regulate the fan speeds to maintain the duct pressure at the set value. Individual setting values for the duct pressure should be determined for each operating mode (away, home, boost). The operating mode can be switched as normal when the constant duct pressure function is used.

PTH	PTH Regulation for constant duct pressure
-----	---



## CASAHelp

- Download device-specific maintenance- and operating instructions
- Order device-specific spare parts
- Resolve problems using the troubleshooting tool
- Watch maintenance videos
- Find the contact information for the nearest maintenance shop
- Make a service request

Scan the device's QR code using a smart phone, or enter the device's serial number into the search field at the site [www.casahelp.fi](http://www.casahelp.fi)

# Swegon air diffusers and system products



## DOMO supply air diffuser

Square-shaped supply air valve for mounting on the ceiling or wall, using an attachment coupling compatible with a Ø100 mm standard duct. The valve can have a coloured hood made of fabric, in any of the following colours: BLACK, RED, LIME and BROWN.

Code	Model
61151	DOMO 100 supply air diffuser
1545155	DOMO fabric-hood BLACK
1545156	DOMO fabric-hood RED
1545157	DOMO fabric-hood LIME
1545158	DOMO fabric-hood BROWN
61159	DOMO ballast



## SDK supply air diffuser

Round supply air valve for mounting on the ceiling or wall, using attachment couplings compatible with 100 mm- or 125 mm-diameter standard ducts. Available with one-direction or three-direction blowing. Valve is powder-painted white (RAL 9003/NCS S 0500-N).

Code	Model
TB00112	SDK Supply air diffuser, Ø100 mm, 1-directional
TB00113	SDK Supply air diffuser, Ø125 mm, 1-directional
TB00114	SDK Supply air diffuser, Ø100 mm, 3-directional
TB00115	SDK Supply air diffuser, Ø125 mm, 3-directional
TB00116	SDKT attachment frame, Ø100 mm
TB00117	SDKT attachment frame, Ø125 mm



## SDW supply air diffuser

Swegon's new wall-mounted SDW supply air device combines functionality with design.

The device is manufactured from galvanised steel plating, and consists of a rear piece, a detachable front plate, and 3 detachable magnet ribbons. The air diffuser is painted with the standard white colours RAL 9003/NCS S 0500-N on the inside and outside, but it is also available in other standard colours.

Code	Model
64050	SDW Ø80 mm supply air diffuser
64051	SDW Ø100 mm supply air diffuser
64052	SDW Ø125 mm supply air diffuser



## EXC extract air valve

Round extract air valve for ceiling- or wall mounting, with 100 mm-, 125 mm-, 160 mm- or 200 mm-diameter duct coupling.

Code	Model
94055	EXC Extract air valve with Ø100 mm attachment frame
94056	EXC Extract air valve with Ø125 mm attachment frame
94057	EXC Extract air valve, Ø160 mm attachment frame
94058	EXC Extract air valve with Ø200 mm attachment frame

## EXK Extract air valve

Round supply air diffuser for ceiling- or wall mounting, with a duct-coupling of 100 mm, 125 mm, 160 mm or 200 mm in diameter.



Code	Model
TB00101	EXK Extract air valve, Ø100 mm
TB00102	EXK Extract air valve, Ø125 mm
TB00103	EXK Extract air valve, Ø160 mm
TB00104	EXK Extract air valve, Ø200 mm
TB00106	EXKT attachment frame, Ø100 mm
TB00107	EXKT attachment frame, Ø125 mm
TB00108	EXKT attachment frame, Ø160 mm
TB00109	EXKT attachment frame, Ø200 mm
TB00110	EXKB Adapter frame for surface installation, Ø100 mm, handle
TB00111	EXKF Adapter frame for surface installation, Ø100 mm, spring

## CAV sound attenuator



Code	Model
80124011	Sound attenuator, Ø100, L600
80124012	Sound attenuator, Ø125, L600
80124112	Sound attenuator, Ø125, L900
80124212	Sound attenuator, Ø125, L1200
80124013	Sound attenuator, Ø160, L600
80124113	Sound attenuator, Ø160, L900
80124213	Sound attenuator, Ø160, L1200
80124114	Sound attenuator, Ø200, L900
80124214	Sound attenuator, Ø200, L1200



## Rino

TB00157	RINO-100 SD ceiling white
TB00158	RINO-125 SD ceiling white
TB00159	RINOi-100 FD ceiling white
TB00160	RINOi-125 FD ceiling white



## Pino

TB00161	PINODq-100 FD wall white
TB00162	PINODq-125 FD wall white



## Clik

TB00150	CLIK 100 TD wall white
TB00151	CLIK 125 TD wall white
TB00152	CCC 9005 front CLIK black
TB00153	CCC 1035 front CLIK beige
TB00154	CCC 7032 front CLIK gray
TB00155	CCC 9006 front CLIK aluminium
TB00156	CCC 1007 front CLIK gold

# CASA WG12/WG16 outdoor air terminals

These terminal devices, which are an excellent fit for smaller blocks of flats and terrace houses, bring many advantages to the planning and implementation of ventilation systems.

Thanks to the wall exhaust, a residence's exhaust air duct can be designed to have a shorter length, and there is more freedom as to where it can be placed. This decreases the construction costs for the entire duct system, and also improves its energy efficiency. Eliminating vertical ducts also frees up more square building space for residential use.

The CASA WG12 and WG16 terminals were developed to operate together with the CASA Smart ventilation units. They are adjustable to different conditions, and have also been verified to work under low outside temperature conditions.

## WG 12



Code	Model
WG12R9011	WG12 Exhaust- and fresh air unit, Black (RAL9011)
WG12R7024	WG12 Exhaust- and fresh air unit, Dark grey (RAL7024)
WG12R7045	WG12 Exhaust- and fresh air unit Grey (RAL7045)
WG12R7040	WG12 Exhaust- and fresh air unit Light grey
WG12R9010	WG12 Exhaust- and fresh air unit White (RAL9010)
Standard colours Other RAL colours	Minimum order size: 36 items Minimum quantity: 100, Factory price + 10%

## WG 16



Code	Model
WG16R9010	Fresh air unit 160 mm, White (RAL9010)
WG16R7024	Fresh air unit 160 mm, Dark grey (RAL7024)
WGO16R9010	Exhaust device 160 mm, White (RAL9010)
WGO16R7024	Exhaust device 160 mm, Dark grey (RAL7024)

# CASA Sales Support

## **Business Development / Product Manager BU Predefined /CASA products**

Teemu Virtanen (fi, en)  
teemu.virtanen@swegon.com  
+358 50 5050 977

## **Business development NA & Partners Sales support**

Jari Niemi (fi, en)  
jari.niemi@swegon.com  
+358 40 5711 719

## **Marketing Product Marketing Specialist**

Jari Vihervirta (fi, en)  
jari.vihervirta@swegon.com  
+358 40 455 3567

## **Business Development Director BU AHU Predefined, Europe**

Bastien Stocq (fr,en)  
bastien.stocq@swegon.com  
+32 473 790 009

## **Marketing Product Marketing Manager, BU PDAHU**

Erkka Nevala (fi, en)  
erkka.nevala@swegon.com  
+358 40 660 3221

## **Marketing Product Marketing Specialist**

Thomas Oltnäs (swe, no, dk)  
thomas.oltnas@swegon.com  
+46 739 611114

# CASA Designer Support

## **ProCASA®**

A user-friendly web-based application for energy calculation of CASA air handling units.

[procasa.swegon.com](http://procasa.swegon.com)

## **MagiCAD**

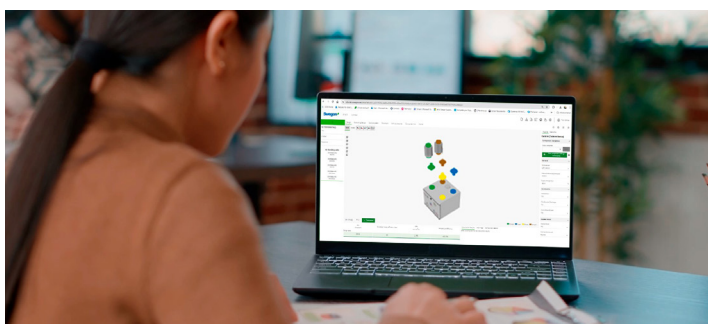
A CAD plug-in is available for Revit with MagiCAD and AutoCAD with MagiCAD. It is also possible to reach the Plug-In directly from our website to quickly and easily choose the right unit and download a DXF file.

[www.magicloud.com](http://www.magicloud.com)

## **CASAHelp**

Type unit serial number or scan QR-code to find device specific manuals, spare parts, instruction videos and troubleshooting.

[www.casahelp.com](http://www.casahelp.com)



## **AHU Design**

Web based selection software for Swegon AHU's. The AHU Design product selection software simplifies the process of sizing and configuring your air handling unit. It allows you to perform advanced energy calculations to ensure that the solution is optimised to meet your requirements. Extensive technical documentation and print-outs are available, as well as exports via plug-ins to support additional calculations and project planning.



## **ProCASA® Designer**

Select ventilation unit, controls and desired functions. ProCASA Designer shows you needed accessories, product codes, connection in/outputs and creates functional diagrams (DWG) for your design!

Download ProCASA Designer from:  
[procasa.swegon.com](http://procasa.swegon.com)

# Orders and Technical Support

## KAARINA FACTORY

### **Swegon ILTO Oy**

Aseurinkatu 10

FIN-20780 Kaarina

Finland

**+ 358 20 735 4800**

Technical support: [support@swegon.com](mailto:support@swegon.com)

Order support: [casa.order@swegon.com](mailto:casa.order@swegon.com)

Warranties: [unit.warranty@swegon.com](mailto:unit.warranty@swegon.com)

Feel good **inside**

