



**Connecter GOLD à
Swegon INSIDE Cloud**

Quelles sont les appareils qui peuvent être connectés à INSIDE Cloud?

Unités GOLD produites la semaine 22, 2023 ou ultérieurement

- Version du logiciel 2.41 ou supérieure
- Certificat installé en production sur les unités produites à partir de la semaine 22, 2023

Fonctionnalité du rétrofit

- Version du logiciel 2.42 ou supérieure
- Version GOLD E / F

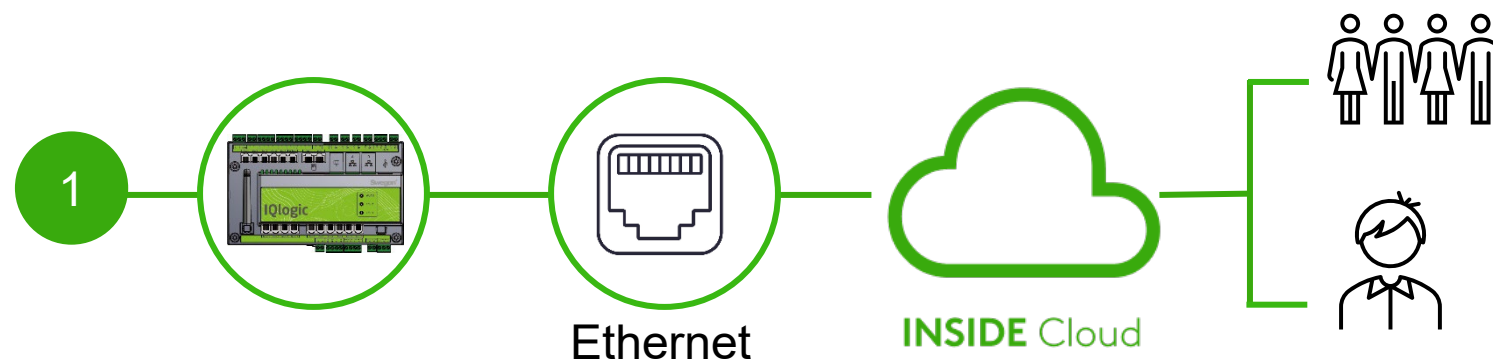


Comment connecter les appareils GOLD

Aller en ligne avec GOLD

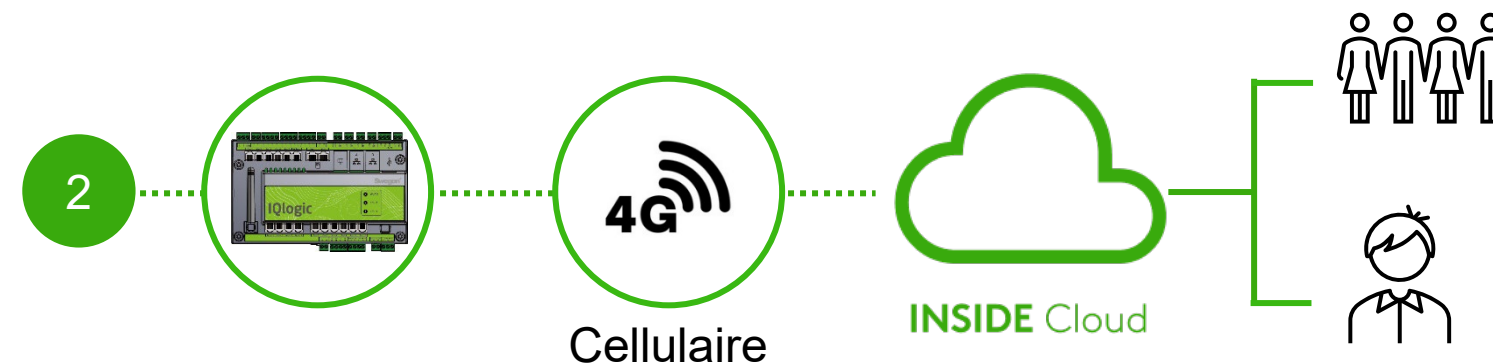
1. Connexion Ethernet

Connectez une extrémité du câble réseau au réseau existant de l'installation et l'autre extrémité du câble à la CTA (IQLogic).




2. Connexion cellulaire

Utilisez un routeur 4G avec carte SIM, spécialement conçu à cet effet.



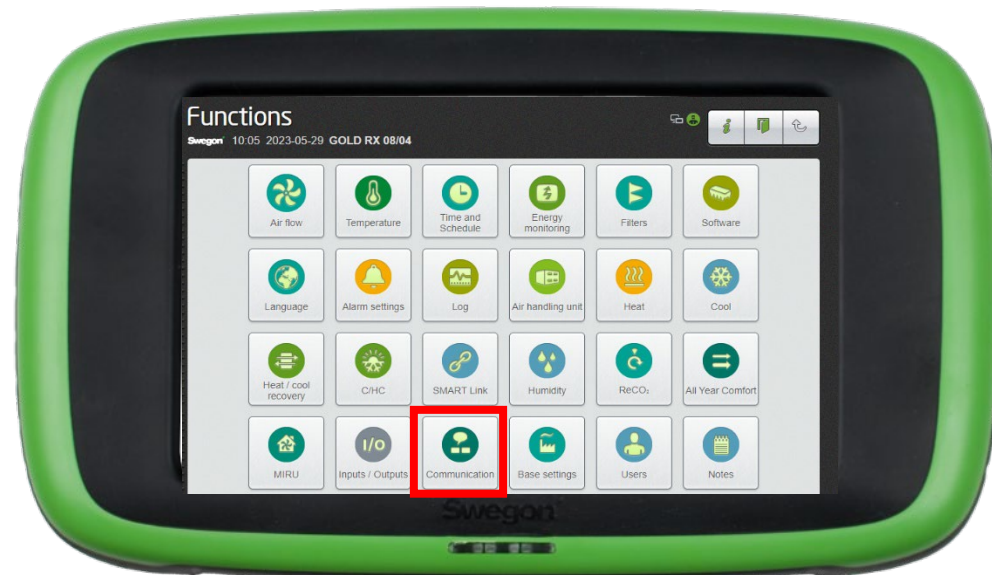
Activer Swegon INSIDE dans HMI/Web



Aller dans "Communication"

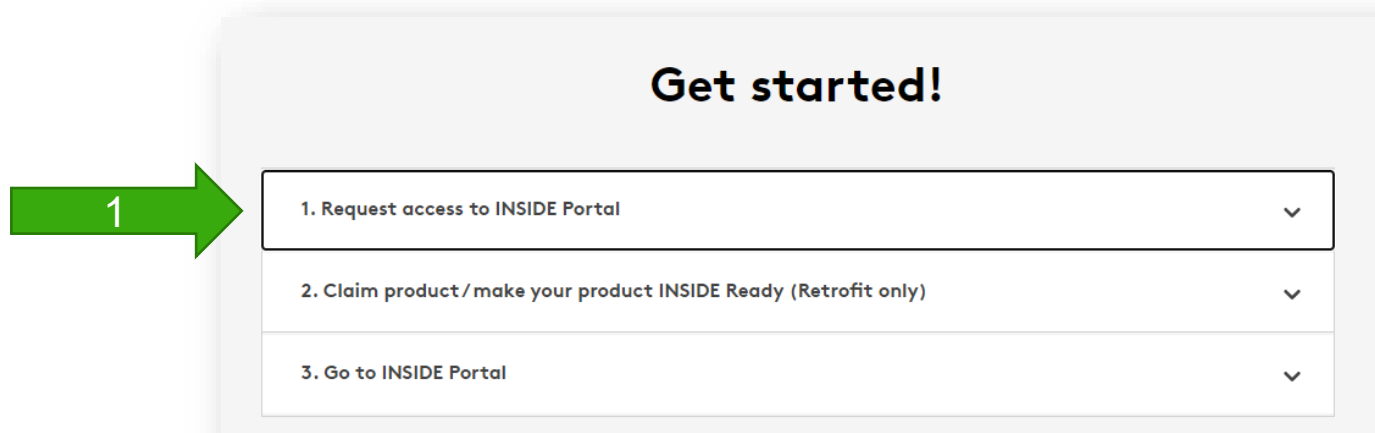
Veillez à ce que les champs suivants soient correctement remplis :

- Adresse IP, masque de réseau, passerelle par défaut, DNS primaire
- Numéro de série du produit



Créer un compte

- Aller à la [page web de Swegon](#)
 - Logiciel → Produits connectés
 - 1 Demande d'accès au INSIDE Portal
 - 2 Remplir le formulaire et cliquer sur Envoyer
 - Attendez le courriel d'invitation au INSIDE Portal.



Get started!

1. Request access to INSIDE Portal

Enter details below to request a login.

If you already have an account and wish to add a new product or building, please contact digitalservices@swegon.com

Account information

Email (will be used as username)*

First name*

Last name*

Company name*

Building and product information

Choose product*

Serial number of product*

Building name*

Building address*

City*

Country*

Swegon needs the contact information you provide to contact you about the requested service. You may unsubscribe from these communications at anytime. For information on how to unsubscribe, as well as our privacy practices and commitment to protecting your privacy, check out our [Privacy Policy](#).

protected by reCAPTCHA
[Privacy](#) [Terms](#)

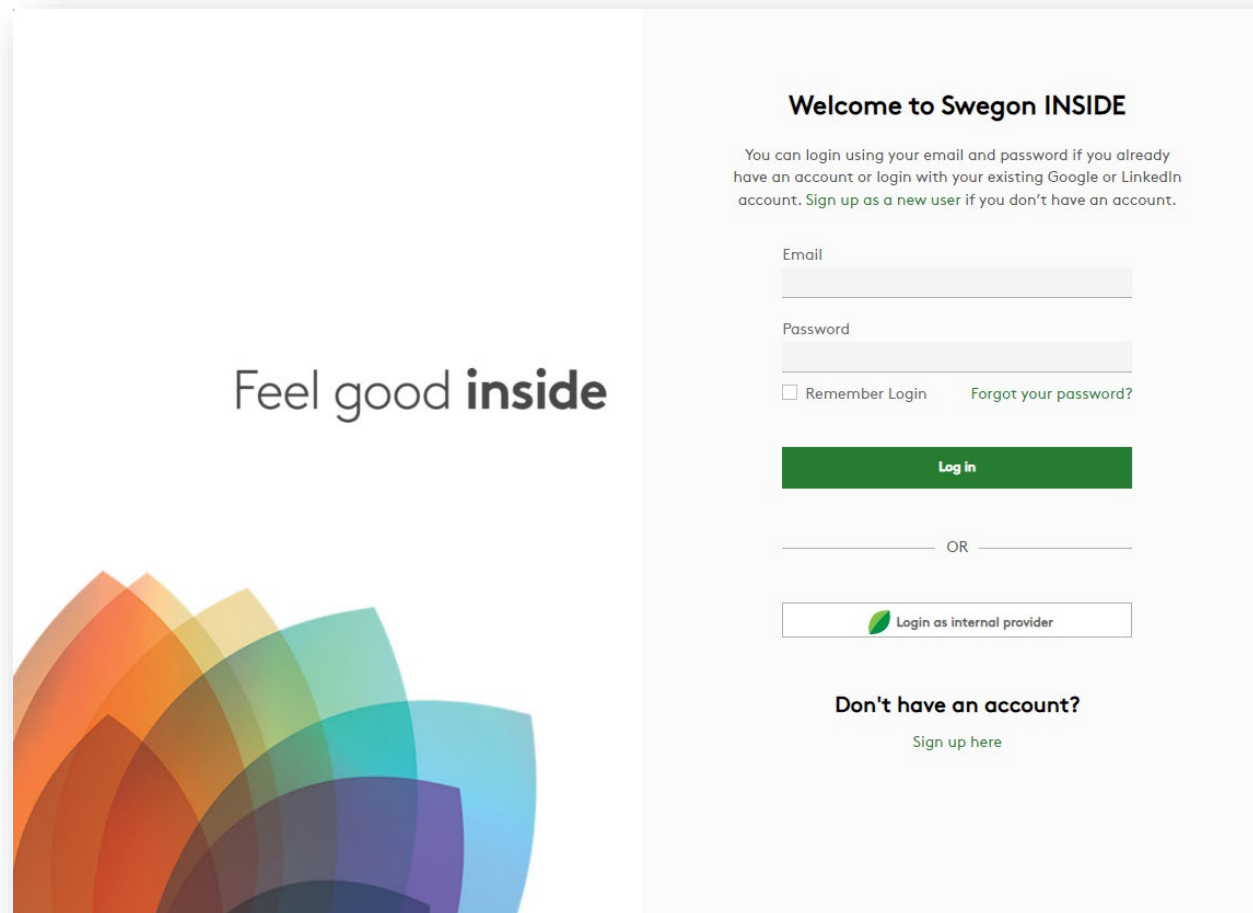
SUBMIT

A green arrow with the number '2' points to the SUBMIT button.

1. Se connecter au INSIDE Portal

Swegon INSIDE Portal

- <https://inside.swegon.com>



The screenshot shows the Swegon INSIDE Portal login interface. On the left, there is a decorative graphic of overlapping semi-circles in various colors (orange, yellow, green, blue, purple) and the text "Feel good **inside**". On the right, the login form is titled "Welcome to Swegon INSIDE". It includes a message: "You can login using your email and password if you already have an account or login with your existing Google or LinkedIn account. Sign up as a new user if you don't have an account." Below this are input fields for "Email" and "Password". There are checkboxes for "Remember Login" and a link for "Forgot your password?". A green "Log in" button is positioned below the form. Below the button, there is an "OR" separator and a button labeled "Login as internal provider" with a small green leaf icon. At the bottom, there is a section titled "Don't have an account?" with a link "Sign up here".

Feel good **inside**

Welcome to Swegon INSIDE


You can login using your email and password if you already have an account or login with your existing Google or LinkedIn account. Sign up as a new user if you don't have an account.

Email
Password

Remember Login [Forgot your password?](#)

Log in

OR

 Login as internal provider

Don't have an account?
[Sign up here](#)

2. Aller à la page Buildings

Home > Organisations > Company Name

[← GO BACK](#) [EDIT ORGANISATION](#)

Company Name

Buildings

Search for building name

Name	City	Country	Number of products	Role
Head Office	Stockholm	Sweden	0	Organisation Admin

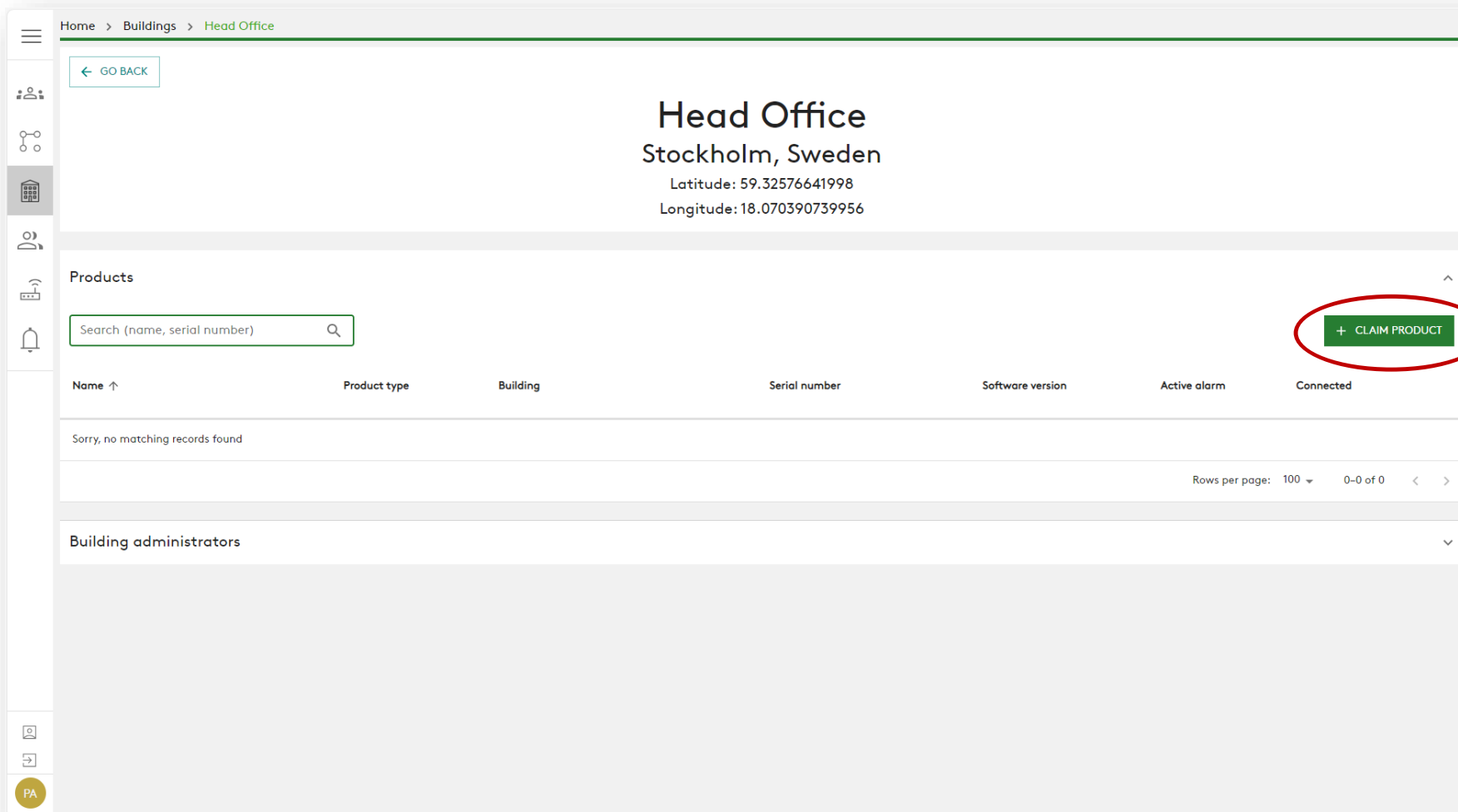
Rows per page: 100 1-1 of 1

Organisation administrators

App users

PA

3. Appuyez sur "CLAIM PRODUCT"



Home > Buildings > Head Office

[← GO BACK](#)

Head Office

Stockholm, Sweden
Latitude: 59.32576641998
Longitude: 18.070390739956

Products

Search (name, serial number)

Name ↑	Product type	Building	Serial number	Software version	Active alarm	Connected
Sorry, no matching records found						

Rows per page: 100 ▾ 0-0 of 0 < >

Building administrators

PA

The screenshot shows a web interface for a building management system. The main heading is 'Head Office' with location details for Stockholm, Sweden. Below this is a 'Products' section with a search bar and a table. The table has columns for Name, Product type, Building, Serial number, Software version, Active alarm, and Connected. A message states 'Sorry, no matching records found'. A green button labeled '+ CLAIM PRODUCT' is circled in red. At the bottom, there is a 'Building administrators' section and a 'PA' indicator.

4. Tapez le numéro de série du produit et appuyez à droite en dehors de la zone de texte pour confirmer. Après avoir cliqué à l'extérieur de la zone de texte, il est possible d'ajouter d'autres numéros de série de la même manière.

The screenshot displays the Swegon web interface for a building named 'Head Office' in Stockholm, Sweden. The interface includes a navigation menu on the left, a breadcrumb trail (Home > Buildings > Head Office), and a 'GO BACK' button. The main content area shows the building name, location, and coordinates. Below this, there is a 'Products' section with a search bar and a table. A modal dialog box titled 'Claim product(s)' is open, providing instructions on how to claim a product and a text input field for the serial number. The dialog also includes a 'SUBMIT' button and a note about where to find the serial number on the product's internal website.

Home > Buildings > Head Office

← GO BACK

Head Office

Stockholm, Sweden

Latitude: 59.32576641998
Longitude: 18.070390739956

Products

Search (name, serial number) 🔍

Name ↑	Product type	Software version	Active alarm	Connected
Sorry, no matching records found				

Rows per page: 100 ▾ 0-0 of 0 < >

Building administrators

Claim product(s)

Once you have activated INSIDE on your INSIDE Ready product, you can claim the product to connect it to your building and start benefiting from our digital services.

The serial number can be found on the product's internal website under the 'Communication' tab

✓ SUBMIT

+ CLAIM PRODUCT

5. Avant de soumettre votre demande, vous devez nommer vos produits. Appuyez ensuite sur "SUBMIT".
Si le produit est déjà connecté à INSIDE Cloud, vous devez entrer l'adresse MAC du produit pour le réclamer.

The screenshot displays the Swegon INSIDE Cloud interface for a building named 'Head Office' in 'Stockholm, Sweden'. A modal dialog titled 'Claim product(s)' is open, providing instructions on how to claim products. The dialog shows two serial numbers: 1111111111 and 1122112211. Below the serial numbers, there is a table with columns for 'Serial number(s)', 'Name', and 'Product type'. The first row shows '1111111111' with a 'GOLD' product type and a 'name*' field. The second row shows '1122112211' with a 'GOLD' product type and a 'name*' field. A red circle highlights the 'name*' field in the first row. The dialog also includes a 'SUBMIT' button at the bottom.

Home > Buildings > Head Office

Head Office
Stockholm, Sweden

Claim product(s)

Once you have activated INSIDE on your INSIDE Ready product, you can claim the product to connect it to your building and start benefiting from our digital services.

Serial number(s)

1111111111 1122112211

The serial number can be found on the product's internal website under the 'Communication' tab

Name

The following product(s) needs a name to be able to be added to the building.

Serial number(s)	Name	Product type
1111111111	name*	GOLD
1122112211	name*	GOLD

SUBMIT

6. Vous avez maintenant réclamé vos produits avec succès.

The screenshot displays the Swegon web interface for a building named 'Head Office' in Stockholm, Sweden. The interface includes a navigation menu on the left, a breadcrumb trail at the top, and a main content area with a 'Products' section and a 'Building administrators' section.

Head Office
Stockholm, Sweden
Latitude: 59.32576641998
Longitude: 18.070390739956

Products

Search (name, serial number)

Name ↑	Product type	Building	Serial number	Software version	Active alarm	Connected
GOLD1	GOLD	Head Office	111111111			●
GOLD2	GOLD	Head Office	112211221			●

Rows per page: 100 ▾ 1-2 of 2 < >

Building administrators

PA

7. Si vos produits sont déconnectés (comme indiqué ci-dessous), vous devez vérifier que Swegon INSIDE est activé sur le produit et qu'il dispose d'un certificat valide (INSIDE Ready).

Home > Buildings > Head Office

← GO BACK

Head Office

Stockholm, Sweden
Latitude: 59.32576641998
Longitude: 18.070390739956

Products

Search (name, serial number) 🔍 [+ CLAIM PRODUCT](#)

Name ↑	Product type	Building	Serial number	Software version	Active alarm	Connected
GOLD1	GOLD	Head Office	111111111			●
GOLD2	GOLD	Head Office	112211221			●

Rows per page: 100 ▾ 1-2 of 2 < >

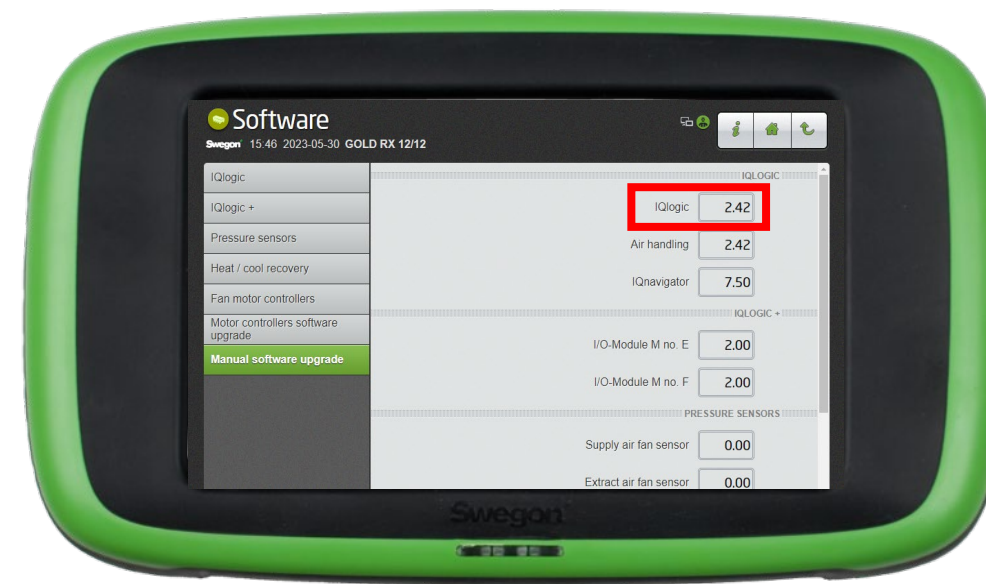
Building administrators



Si votre produit n'a pas de certificat valide :
Voici comment rendre votre produit INSIDE Ready
(Retrofit)


Assurez-vous d'avoir SW 2.42 ou une version supérieure

Retrofit



Activer Swegon INSIDE dans HMI/Web

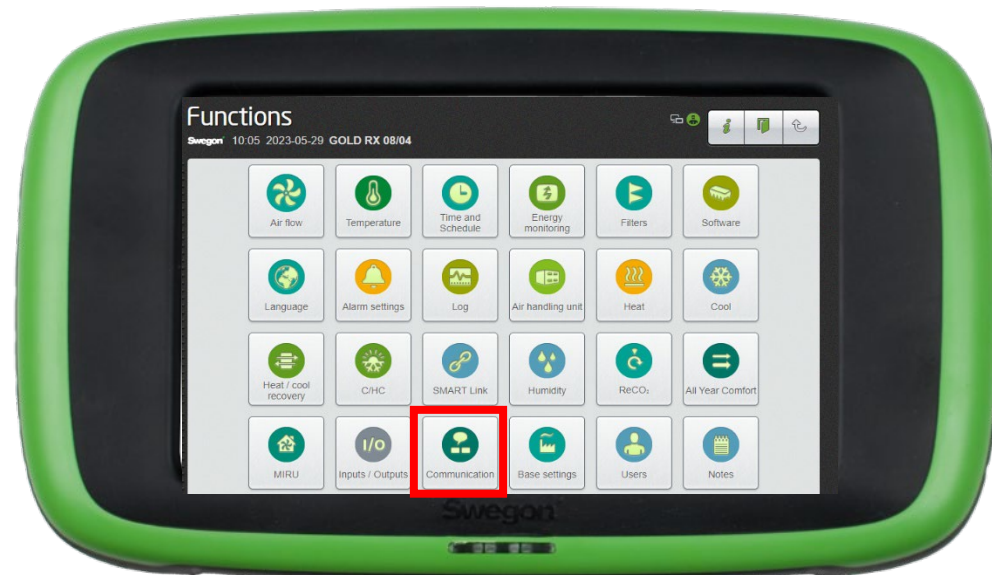
Retrofit



Aller dans "Communication"

Veillez à ce que les champs suivants soient correctement remplis :

- Adresse IP, masque de réseau, passerelle par défaut, DNS primaire
- Numéro de série du produit



1. Allez dans votre Building et cliquez sur le produit que vous voulez rendre INSIDE Ready.

Home > Buildings > Head Office

← GO BACK

Head Office

Stockholm, Sweden
Latitude: 59.32576641998
Longitude: 18.070390739956

Products

Search (name, serial number)

+ CLAIM PRODUCT

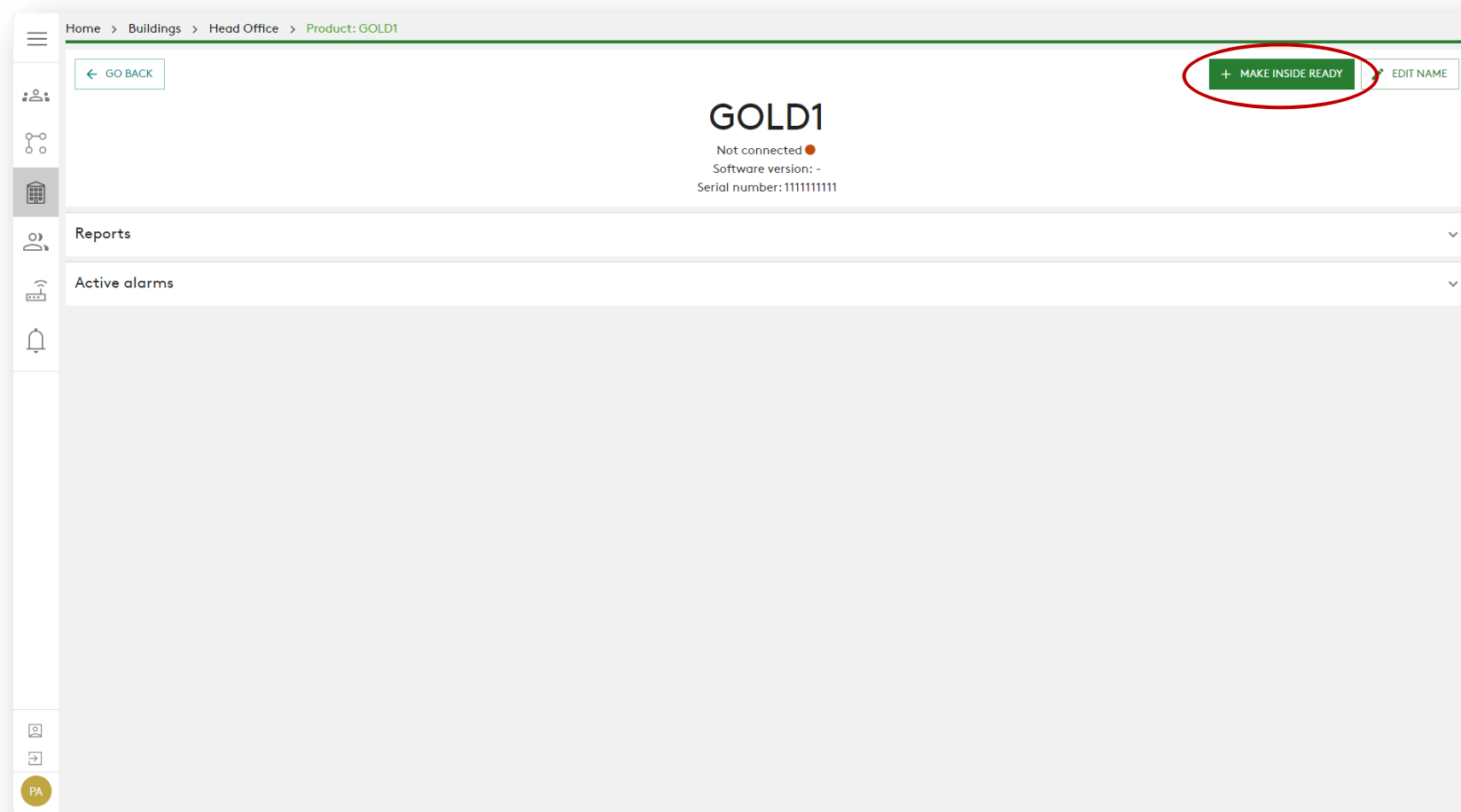
Name ↑	Product type	Building	Serial number	Software version	Active alarm	Connected
GOLD1	GOLD	Head Office	111111111			●
GOLD2	GOLD	Head Office	112211221			●

Rows per page: 100 ▾ 1-2 of 2 < >

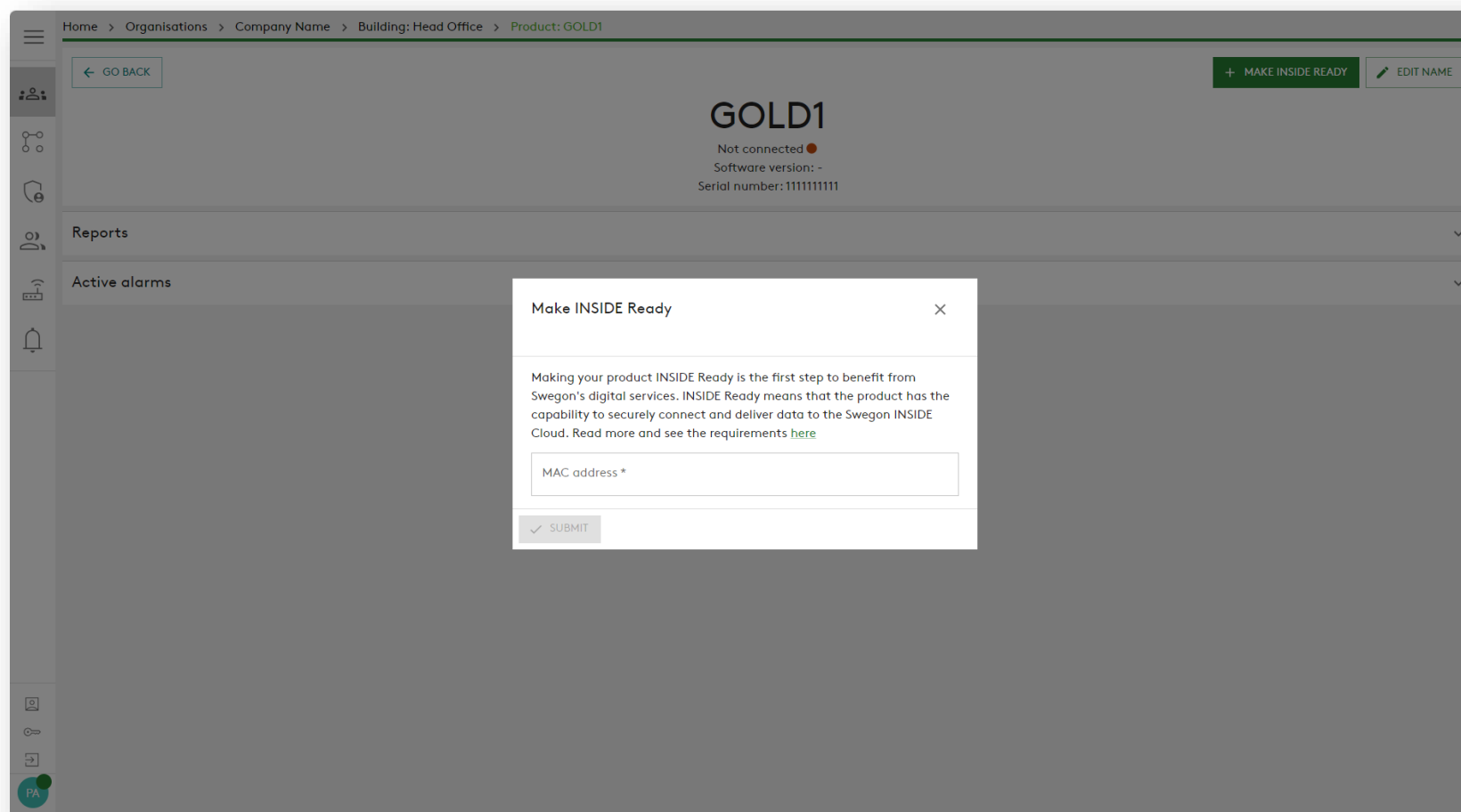
Building administrators

PA

2. Appuyer sur la touche "MAKE INSIDE READY".



3. Saisissez l'adresse MAC du produit et appuyez sur "SUBMIT".



Home > Organisations > Company Name > Building: Head Office > Product: GOLD1

← GO BACK

+ MAKE INSIDE READY EDIT NAME

GOLD1

Not connected ●
Software version: -
Serial number: 1111111111

Reports

Active alarms

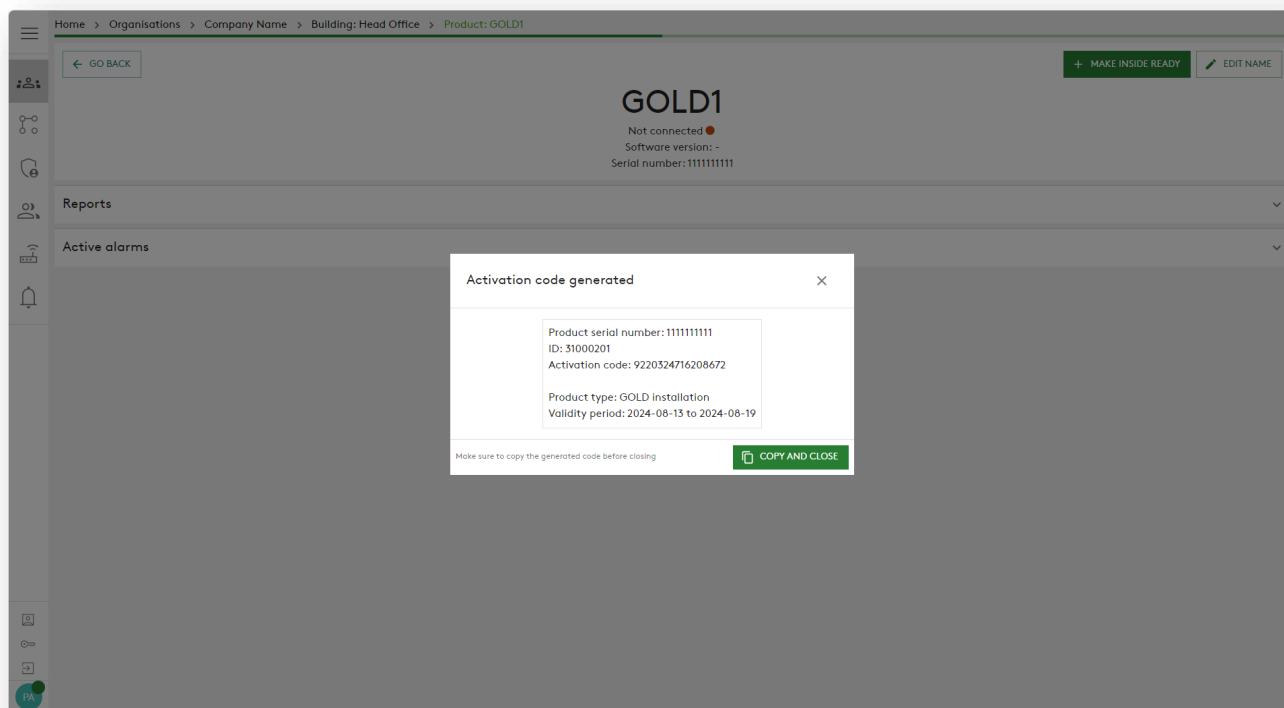
Make INSIDE Ready

Making your product INSIDE Ready is the first step to benefit from Swegon's digital services. INSIDE Ready means that the product has the capability to securely connect and deliver data to the Swegon INSIDE Cloud. Read more and see the requirements [here](#)

✓ SUBMIT

3. Copiez l'ID et le code d'activation et collez-les dans les champs de texte appropriés de l'IHM de votre produit et appuyez sur "Activate".

Vous avez maintenant connecté votre produit avec succès !



Pour les unités GOLD, vous trouverez les champs de texte sous "Communication"

4. Lorsque les produits sont connectés et partagent des données avec INSIDE Cloud, les points s'allument en vert.

Home > Buildings > Head Office

← GO BACK

Head Office

Stockholm, Sweden

Latitude: 59.32576641998
Longitude: 18.070390739956

Products

Search (name, serial number) 🔍

+ CLAIM PRODUCT

Name ↑	Product type	Building	Serial number	Software version	Active alarm	Connected
GOLD1	GOLD	Head Office	111111111			●
GOLD2	GOLD	Head Office	112211221			●

Rows per page: 100 ▾ 1-2 of 2 < >

Building administrators

PA

INSIDE Portal

La connexion des produits GOLD au cloud Swegon INSIDE permet la surveillance à distance et l'utilisation des services numériques.

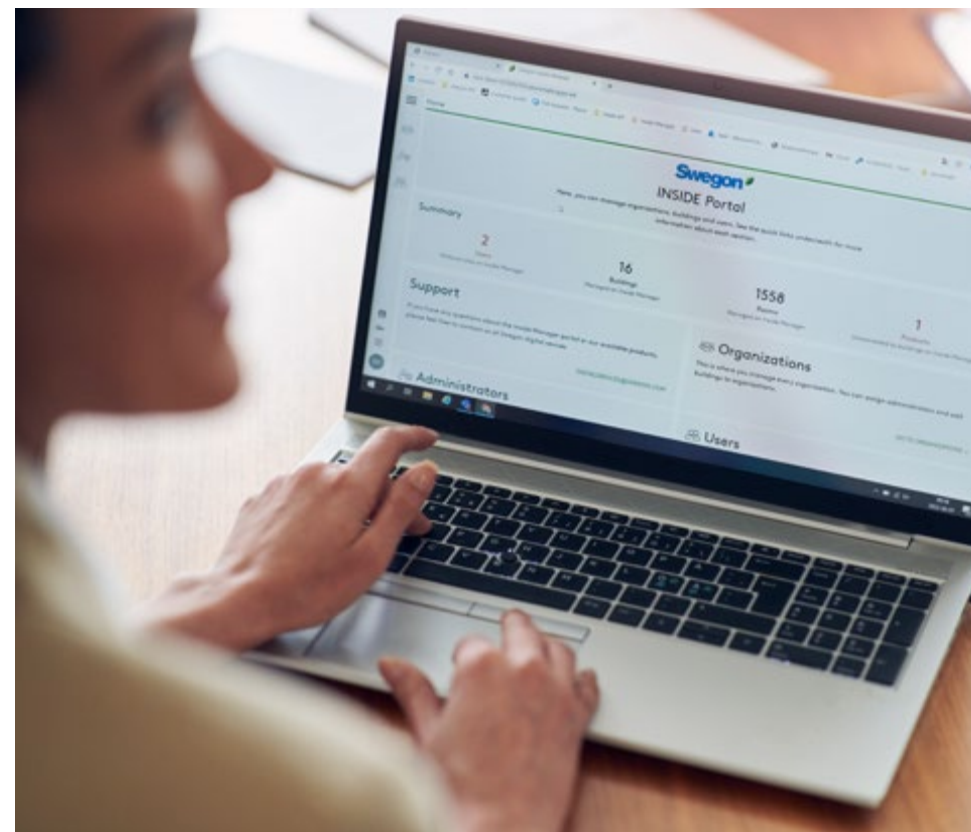
INSIDE Portal

- La plaque tournante de tous les produits Swegon connectés.

Le INSIDE Portal vous permet de :

- Contrôler les paramètres clés
 - État du débit d'air, de la perte de charge, des températures, etc.
 - Alarmes actives
- Générer et exporter des rapports sur l'énergie
- Obtenir des informations de haut niveau sur les performances de la CTA
- Activer facilement des services supplémentaires susceptibles d'accroître l'efficacité de votre système
- Inviter les utilisateurs du portail à partager leurs connaissances et à déléguer leur niveau d'accès

Le INSIDE Portal est gratuit



INSIDE Portal - Abonnements aux alarmes

Recevez des notifications d'alarmes sur votre messagerie électronique de la part des produits connectés

Home > Alarm subscriptions

My alarm subscriptions

Search for any keyword

DELETE SELECTED EDIT SELECTED + ADD ALARM SUBSCRIPTION

<input type="checkbox"/>	Product name	Notify at (severity)	Building name	City	Country	Product type	Organisation
<input type="checkbox"/>	Kv Målet 1, Umeå	A B	Swegon Umeå	Umeå	Sweden	SuperWISE	Swegon
<input type="checkbox"/>	Åbyhøj GOLD	A B	Swegon Åbyhøj	Åbyhøj	Denmark	GOLD	Swegon Denmark
<input type="checkbox"/>	Zeta Sky Hi R7 (R32)	A	Swegon Cantarana	Cantarana	Italy	BlueBox Chiller/Heatpump	Swegon
<input type="checkbox"/>	Titan Sky Hi R0 HP	A	Swegon Cantarana	Cantarana	Italy	BlueBox Chiller/Heatpump	Swegon
<input type="checkbox"/>	GEYSER Sky R0 (R290)	A	Swegon Cantarana	Cantarana	Italy	BlueBox Chiller/Heatpump	Swegon
<input type="checkbox"/>	Epsilon Sky Hi	A	Swegon Cantarana	Cantarana	Italy	BlueBox Epsilon SKY	Swegon
<input type="checkbox"/>	Boställsvägen 1 Örebro	A B T	Swegon Örebro	Örebro	Sweden	SuperWISE	Swegon
<input type="checkbox"/>	SWEGON BUREAU	A B T	Swegon France Lyon	Lyon	France	SuperWISE	Swegon
<input type="checkbox"/>	Zeta Rev	A	Swegon Cantarana	Cantarana	Italy	BlueBox Chiller/Heatpump	Swegon
<input type="checkbox"/>	TA/FA 73	A B T	Swegon Kvånum	Kvånum	Sweden	GOLD	Swegon
<input type="checkbox"/>	OPEN SPACE	A	Swegon Cantarana	Cantarana	Italy	GOLD	Swegon

PA

INSIDE Portal - Abonnements aux alertes

Sélectionnez les alertes dont vous souhaitez être informé(e) par courrier électronique.

The screenshot shows the 'Add alarm subscriptions' modal window. The table contains the following data:

Product name	Notify at (severity)	Building name	City	Country	Product type	Organisation
	<input type="checkbox"/> A <input type="checkbox"/> B <input type="checkbox"/> I					
Boställsvägen 1 Örebro	<input type="checkbox"/> A <input type="checkbox"/> B <input type="checkbox"/> I	Swegon Örebro	Örebro	Sweden	SuperWISE	Swegon
SWEGON BUREAU	<input type="checkbox"/> A <input type="checkbox"/> B <input type="checkbox"/> I	Swegon France Lyon	Lyon	France	SuperWISE	Swegon
TA/FA 73	<input type="checkbox"/> A <input type="checkbox"/> B <input type="checkbox"/> I	Swegon Kvänum	Kvänum	Sweden	GOLD	Swegon
Äbyhøj GOLD	<input type="checkbox"/> A <input type="checkbox"/> B <input type="checkbox"/> I	Swegon Äbyhøj	Äbyhøj	Denmark	GOLD	Swegon Denmark
Kv Målet 1, Umeå	<input type="checkbox"/> A <input type="checkbox"/> B <input type="checkbox"/> I	Swegon Umeå	Umeå	Sweden	SuperWISE	Swegon
TA 12	<input type="checkbox"/> A <input type="checkbox"/> B <input type="checkbox"/> I	Swegon Gothenburg	Gothenburg	Sweden	GOLD	Swegon
GOLD 2005646491	<input type="checkbox"/> A <input type="checkbox"/> B <input type="checkbox"/> I	Swegon Sundsvall	Sundsvall	Sweden	GOLD	Swegon
Swegon - Brandby	<input type="checkbox"/> A <input type="checkbox"/> B <input type="checkbox"/> I	Swegon Brandby	Brandby	Denmark	SuperWISE	Swegon Denmark
Swegon Malmö	<input type="checkbox"/> A <input type="checkbox"/> B <input type="checkbox"/> I	Swegon Malmö	Malmö	Sweden	SuperWISE	Swegon
Swegon Goteborg	<input type="checkbox"/> A <input type="checkbox"/> B <input type="checkbox"/> I	Swegon Gothenburg	Gothenburg	Sweden	SuperWISE	Swegon
LB03 Luleå	<input type="checkbox"/> A <input type="checkbox"/> B <input type="checkbox"/> I	Swegon Luleå	Luleå	Sweden	GOLD	Swegon
GOLD Umeå	<input type="checkbox"/> A <input type="checkbox"/> B <input type="checkbox"/> I	Swegon Umeå	Umeå	Sweden	GOLD	Swegon
Norrkøping kontor	<input type="checkbox"/> A <input type="checkbox"/> B <input type="checkbox"/> I	Swegon Norrkøping	Norrkøping	Sweden	SuperWISE	Swegon

INSIDE Portal: Vue d'ensemble des produits connectés



Home > Buildings

Buildings

Name	City	Country	Number of products	Role
Swegon Åbyhøj	Åbyhøj	Denmark	1	Organisation Admin
Swegon Borås	Borås	Sweden	2	Organisation Admin
Swegon Brøndby	Brøndby	Denmark	2	Organisation Admin
Swegon Cantarana	Cantarana	Italy	6	Organisation Admin
Swegon France Lyon	Lyon	France	2	Organisation Admin
Swegon Gembloux	Gembloux	Belgium	1	Organisation Admin
Swegon Gothenburg	Gothenburg	Sweden	4	Organisation Admin
Swegon Kvänum	Kvänum	Sweden	4	Organisation Admin
Swegon Kvänum Testcenter	Kvänum	Sweden	2	Organisation Admin
Swegon Luleå	Luleå	Sweden	2	Organisation Admin
Swegon Malmö	Malmö	Sweden	1	Organisation Admin
Swegon Norrköping	Norrköping	Sweden	1	Organisation Admin
Swegon Örebro	Örebro	Sweden	1	Organisation Admin
Swegon Stockholm	Stockholm	Sweden	1	Organisation Admin
Swegon Sundsvall	Sundsvall	Sweden	1	Organisation Admin
Swegon Tomelilla	Tomelilla	Sweden	1	Organisation Admin
Swegon Umeå	Umeå	Sweden	2	Organisation Admin

Rows per page: 100 1-17 of 17

PA

Vue d'ensemble de tous les bâtiments de votre organisation

- Nom du bâtiment
- Emplacement du bâtiment
- Nombre de produits

INSIDE Portal: Vue d'ensemble des produits connectés



Home > buildings > Swegon Kvänum

← GO BACK

Swegon Kvänum

Kvänum, Sweden
Latitude: 58.2980300699508
Longitude: 13.189557

Products

Search (name, serial number) 🔍

Name	Product type	Building	Serial number	Software version	Active alarm	Connected
Kvänum Tellus, Casa	GOLD	Swegon Kvänum	G00403364	2.42		●
Swegon Kvänum	WISE	Swegon Kvänum	6V5M1U5CIUTPHT38WDXD	1.160.1		●
TA/FA 37	GOLD	Swegon Kvänum	G320716	2.42		●

Rows per page: 10 ▾ 1-3 of 3 < >

Rooms

Building administrators

FR

Vue d'ensemble des produits Swegon dans chaque bâtiment

- Localisation
- Version du logiciel
- Alarmes actives
- État de la connectivité

INSIDE Portal: Contrôler les performances

← GO BACK

EDIT NAME

GOLD RXHC 12

Connected ●
Software version: 2.42
Serial number: 2006392391

Information

AHU status	
AHU status	Damper switch off delay
Supply air	
Supply air	15.9 °C
Supply air flow	803.0 l/s
Supply air fan power consumption	0.6 kW
Supply air duct pressure	112.5 Pa
Supply filter	
Supply air internal filter	106.7 Pa
Supply air internal filter alarm	0.0 Pa
Extract air	
Extract air	23.0 °C
Extract air flow	800.0 l/s
Extract air duct pressure	109.3 Pa
Extract air fan power consumption	0.5 kW
Extract filter	
Extract air internal filter	66.5 Pa

Temperature
 °C
 °F

Pressure
 Pa
 psi
 in.wc

Airflow
 l/s
 cfm
 m³/s
 m³/h

Moniteur :

- État de fonctionnement
- Paramètres clés
- Données énergétiques
- Alarmes

En direct, en temps réel...

INSIDE Portal: Contrôler les performances

Energy	
Cool power recovery	0.0 kW
Specific fan power	1.4 kW/m ³ /s
Temperature efficiency	0.0 %
Heat power recovery	0.0 kW
Temperature efficiency	0.0 %
Heat exchange motor energy consumption since unit installation	0.2 MWh
Heat energy consumption since unit installation	12.0 MWh
Total Heat Cool energy consumption since unit installation	16.1 MWh
Total energy recovery since unit installation	59.6 MWh
Total air fan energy consumption since unit installation	8.4 MWh
Supply air fan energy consumption	1.3 MWh
Heat energy recovery since unit installation	59.2 MWh
Supply air fan energy consumption since unit installation	4.2 MWh
Extract air fan energy consumption	1.2 MWh
Total AHU energy consumption since unit installation	8.6 MWh
Heat exchange motor power consumption	0.0 kW
Extract air fan energy consumption since unit installation	4.2 MWh
Cool energy recovery since unit installation	0.5 MWh
Total AHU energy consumption	2.6 MWh
Heat exchange motor energy consumption	0.0 MWh
Cool energy consumption since unit installation	4.1 MWh

Informations détaillées sur les alarmes actives

Alarms	
Name	Raised at
Info 98:7 Extract air air handling unit filter calibration not performed	2023-07-19 07:24
Info 98:5 Supply air air handling unit filter calibration not performed	2023-07-19 07:24

Rows per page: 100 1-2 of 2

INSIDE Portal: Rapport sur l'énergie



Home > buildings > Swegon Kvänum > Product: Kvänum Tellus, Casa

Connected ●
Software version: 2.42
Serial number: G00403364

Information

Reports

CREATE REPORT DOWNLOAD REPORT ↓ DELETE REPORT(S)

Created	Status	From	To
<input checked="" type="checkbox"/> 2023-05-29 08:10	Completed	2023-05-01	2023-05-29
<input type="checkbox"/> 2023-05-10 07:54	Completed	2023-04-01	2023-05-02
<input type="checkbox"/> 2023-04-13 08:04	Completed	2023-03-17	2023-04-13
<input type="checkbox"/> 2023-04-11 13:48	Completed	2023-04-05	2023-04-10
<input type="checkbox"/> 2023-04-07 17:56	Completed	2023-03-16	2023-04-07
<input type="checkbox"/> 2023-03-27 10:17	Completed	2023-03-20	2023-03-27
<input type="checkbox"/> 2023-03-14 10:03	Completed	2023-03-06	2023-03-13

1 row selected

Rows per page: 10 ▾ 1-7 of 7 < >

Uploads

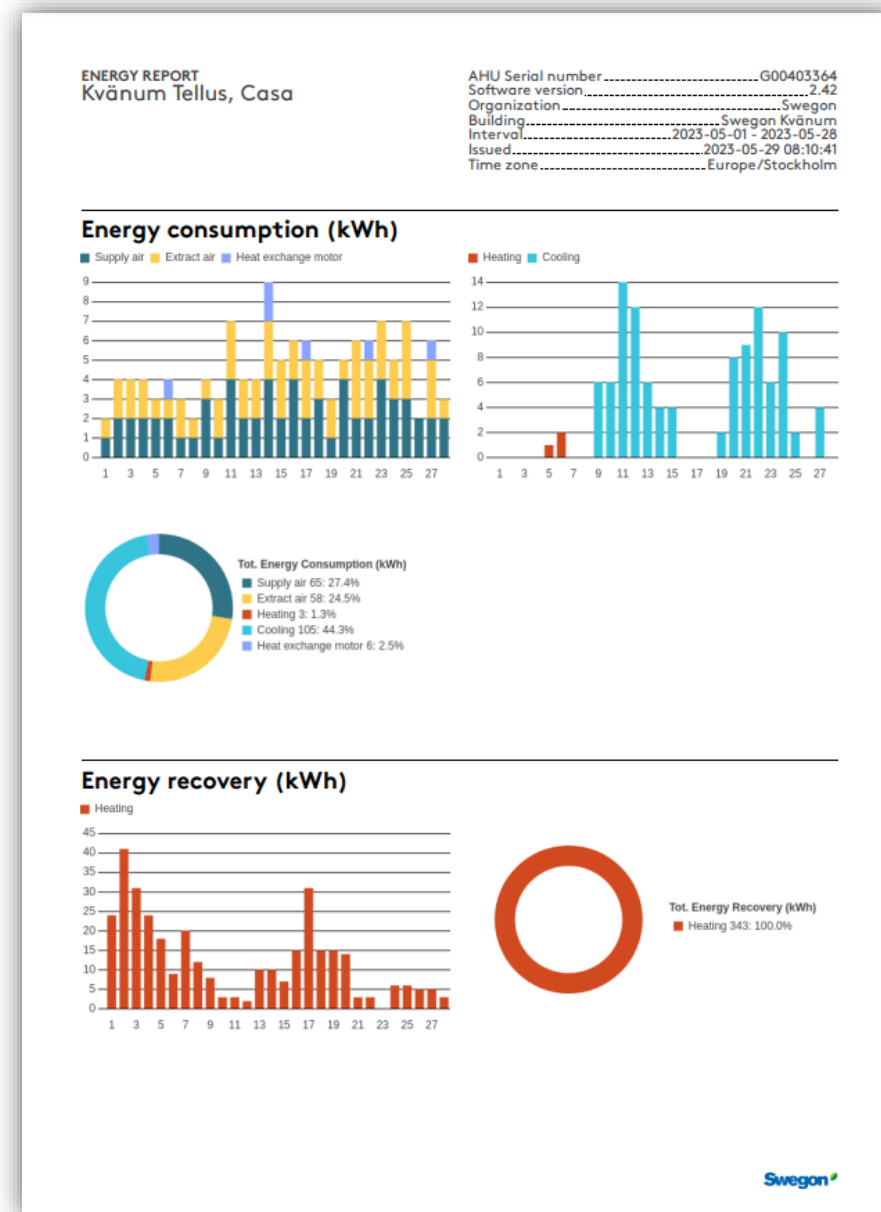
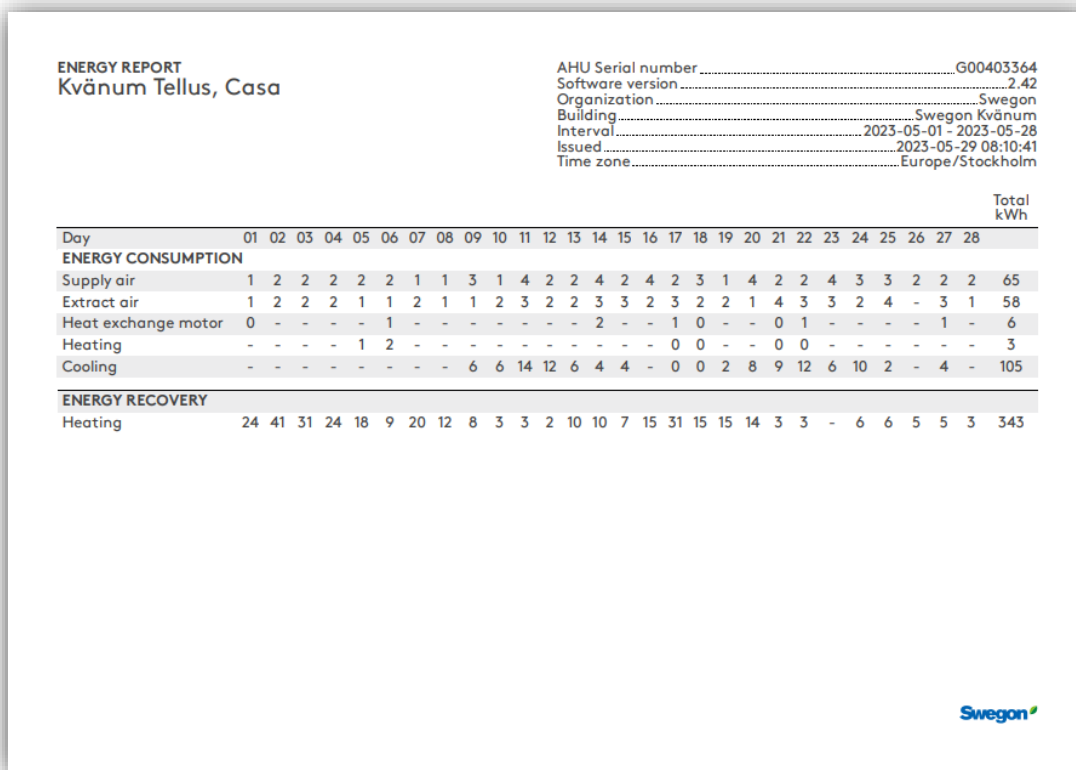
FR

Générer rapidement et facilement des rapports sur l'énergie des produits connectés

Rapport sur l'énergie

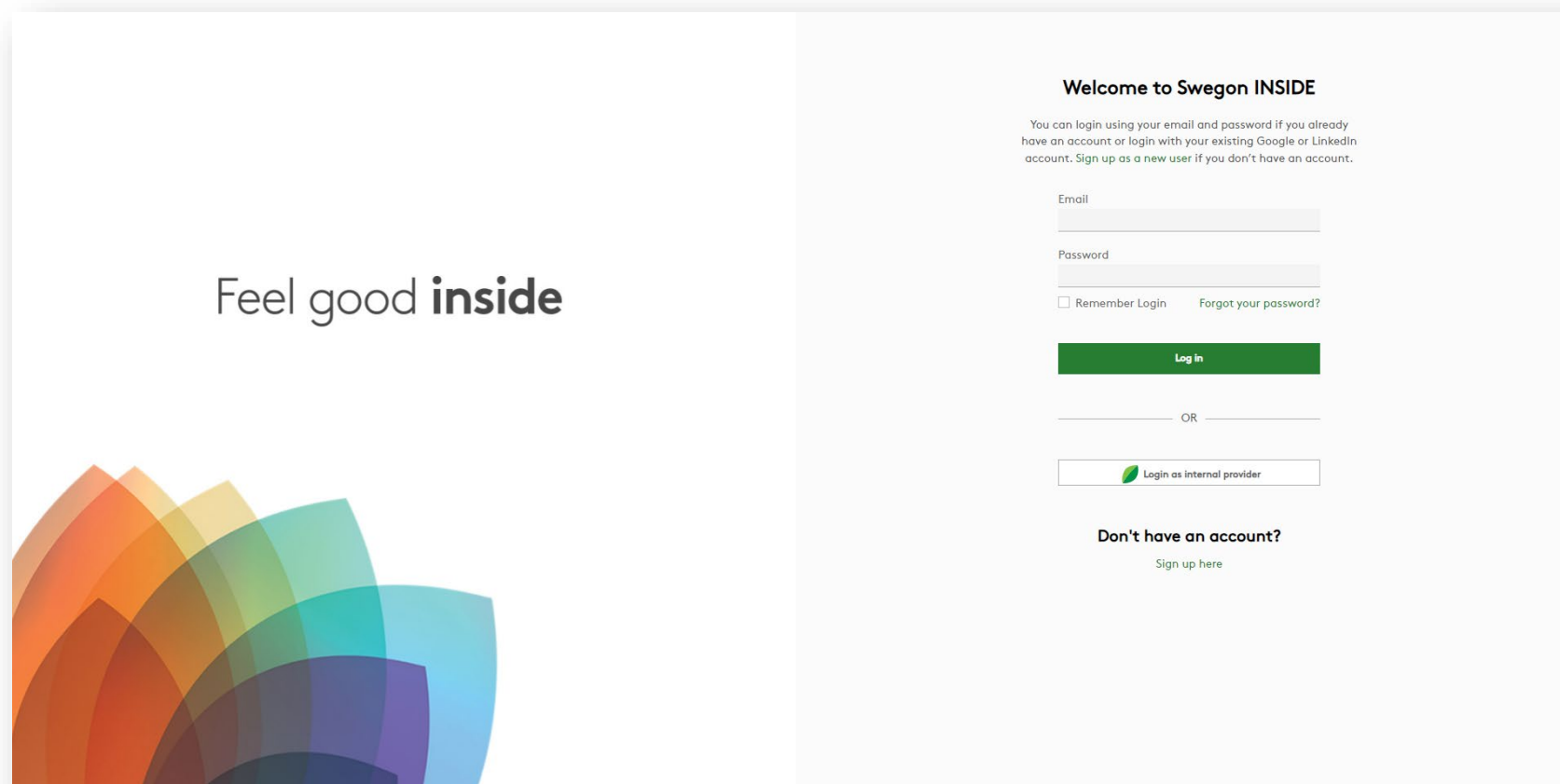
Analyse de la performance

Générer des rapports sur l'énergie en utilisant l'intervalle de temps et le niveau de détail souhaités.

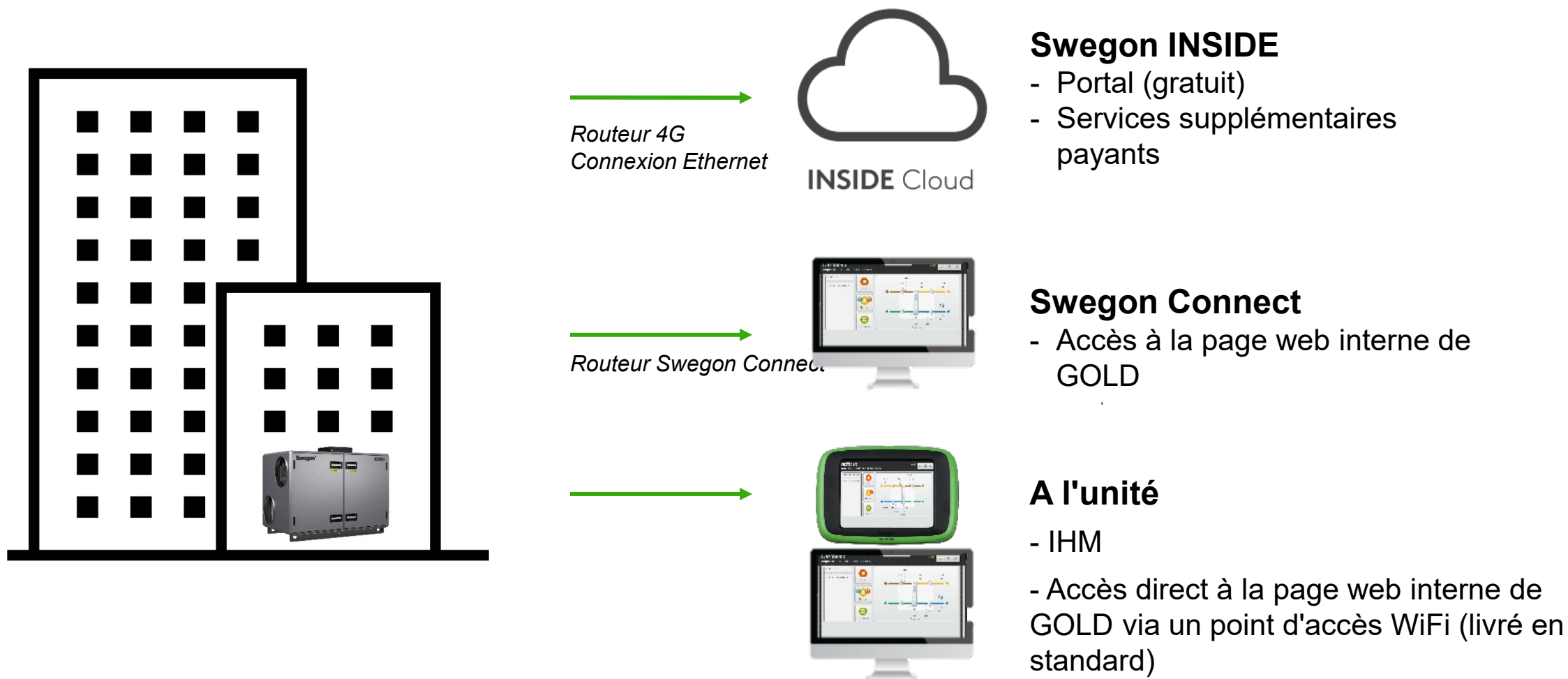


INSIDE Portal

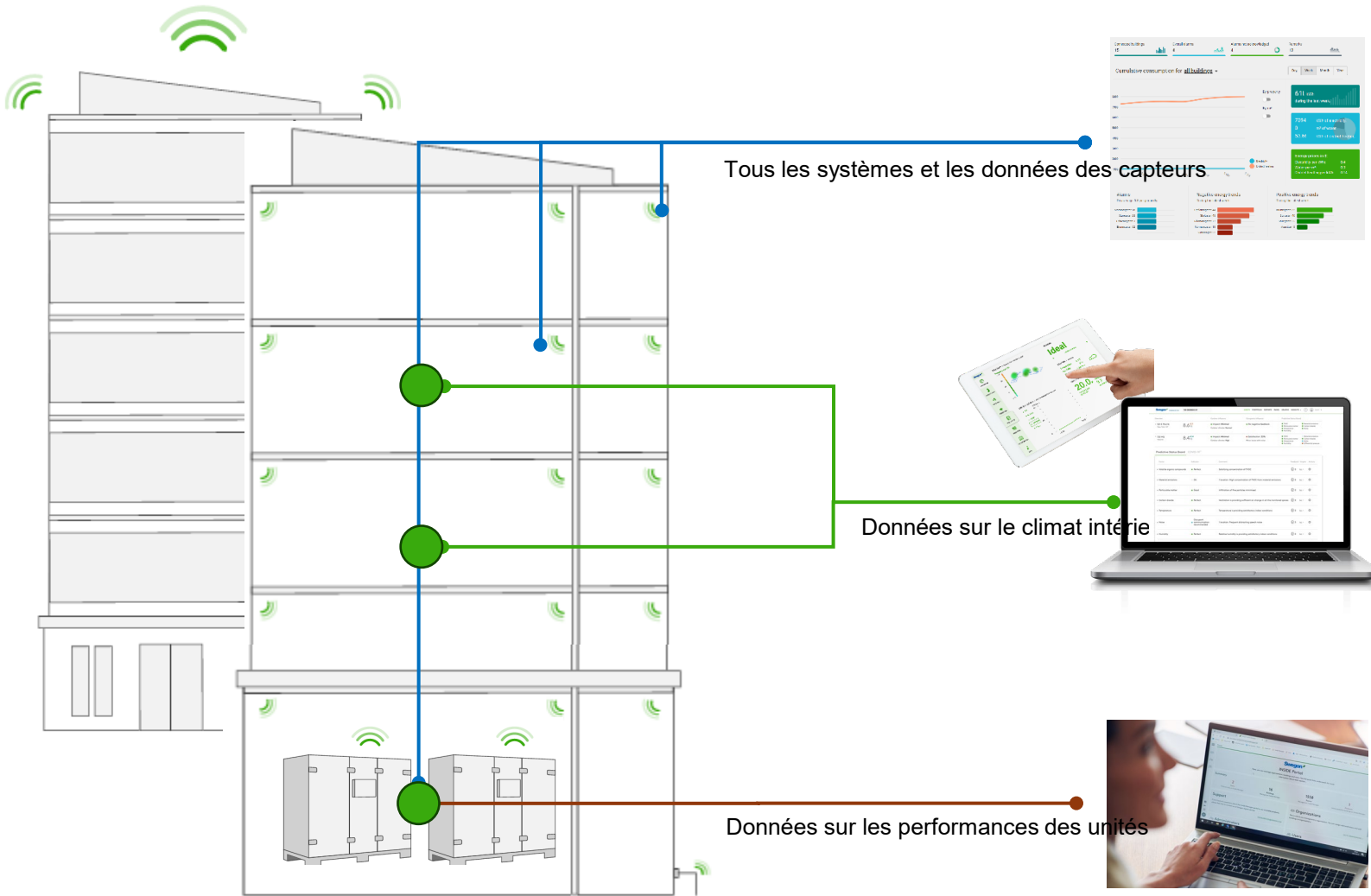
Connectez-vous au INSIDE Portal ici: [Swegon INSIDE Portal](#)



Plusieurs moyens de contrôler le GOLD



Services numériques



INSIDE Director

Combinaison des fonctionnalités de la GTB et de l'EMS pour un parc immobilier complet.

INSIDE Analytics & Visualiser

Analyse et visualisation du climat intérieur.

INSIDE Portal

Surveillance à distance des paramètres clés de la CTA, des alarmes actives et de la consommation d'énergie.

Swegon 





Feel good **inside**